K系列斜齿轮-伞齿轮减速机

K helical-bevel gear motor

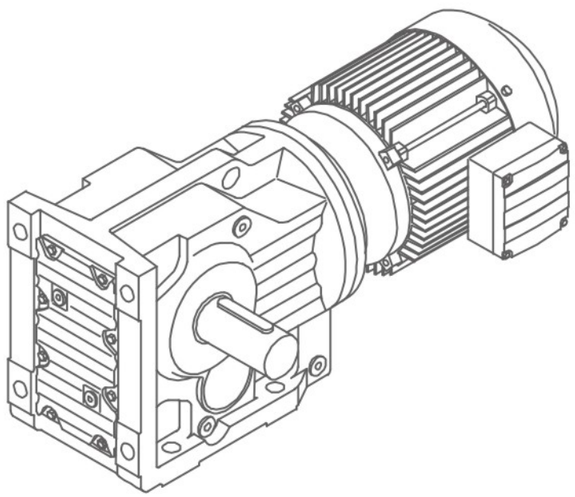

型 号 说 明

Model Notes

减速电机符号说明

K	A	67	/	T	D	80	N	4	/	BMG	/	HF	/	TF	/	108.03	/	B	/	M1	/	180°
1	2	3		4	5	6	7	8		9		10		11		12		13		14		15

1 产品代码
R-- 斜齿轮减速电机
F--平行轴－斜齿轮减速电机
K-- 斜齿轮-伞齿轮减速电机
S--斜齿轮-蜗轮蜗杆减速电机

2 装配型式
无代码 -- 底脚安装
F-- 法兰安装
A-- 空心轴安装
AF-- 法兰空心轴安装

3 减速机规格号
67-- 减速机
规格号为 67

4 扭矩臂
无代码-- 无扭矩臂
T-- 扭矩臂

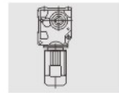

5 电动机
D--三相异步电动机(IP54)
YB--隔爆型三相异步电动机
YGP--辊道用变频调速三相异步电动机
YZP--冶金、起重用变频调速三相异步电动机
YVP--变频调速三相异步电动机
YD--变极多速三相异步电动机

6 电动机规格代号
80-- 电机中心
高为 80mm

7 电动机定子铁心长度代号
D、K、N、S、
M、ML、L

8 电动机极数
4-- 电动机极数为 4

9 制动器
无代码 -- 无制动器
BMG-- 制动器

10 手动释放装置
无代码-- 无手动释放装置
HF--手动释放
锁在制动释放位置
HR--手动释放
自动返回制动位置

11 电机热保护
无代码-- 无电机热保护
TF--热敏电阻保护装置
PTC热敏电阻
TH-恒温器保护装置
双金属片开关

12 减速机传动比
108.03-- 减速机
传动比为 108.03

13 轴指向
A -- 轴指向为 A
B -- 轴指向为 B
AB -- 双输出轴

14 安装位置
M1-- 安装型式图中
M1 位置

15 接线盒位置
无代码 -- 安装型式
图中 0° 位置
180°-- 安装型式
图中 180° 位置

Code Introduction

1 Product Code
R--Helical Geared Motor
F--Parallel Shaft-Helical Geared Motor
K--Helical-Bevel Geared Motor
S--Helical-Worm Geared Motor

2 Unit Model
No Code--Feet-mounted
F--Flange-mounted
A--Hollow Shaft-mounted
AF--Flange-mounted with Hollow Shaft

3 Gear Unit Size
67--Gear Unit Size 67

4 Torque Arm
No Code--No Torque Arm
T--Torque Arm

5 Electric Motor
D----Three Phase Asychronous Motor(IP 54)
YB----Flame-proof Three Phase Asychronous Motor
YGP---Table Roller Three Phase Asychronous Motor
YZP---Metallurgy Hoist Frequency Variable Motor
YVP---Frequency Variable Three Phase Motor
YD----Multi Speed Three Phase Motor

6 Frame Size
80--Motor Center Height 80mm

7 Stator Length
D、K、N、S、
M、ML、L

8 Number of Poles
4--4P

9 Brake
No Code--No Brakes
BMG--Brakes

10 Brake Release
No Code--No Brake Release
HF--Manual release(lock in the brake release position)
Brake Release
HR--Manual release(automatic braking position)

11 Thermal Protection
No Code--No Thermistor
TF--Thermistor Sensor
TF--Thermistor protection (PTC thermistor)
TH--Thermostat protection (Bimetal switch)

12 Ratio
108.03--Ratio 108.03

13 Position of the Output Shaft
A--Shaft with A
B--Shaft with B
AB--Shaft with A+B

14 Mounting Position
M1--Mounting Position M1

15 Terminal Box Position
No Code--Terminal Box Position is 0°
180° --Terminal Box Position is 180°

设 计 方 案
Versions of geared motors

斜齿轮 -- 伞齿轮减速电机有以下设计方案:
The following types of helical-bevel geared motor can be supplied.

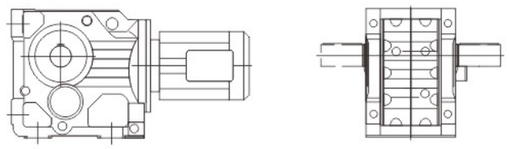

K..D..
底脚安装斜齿轮 --伞齿轮减速电机
Foot-mounted helical-bevel geared motor

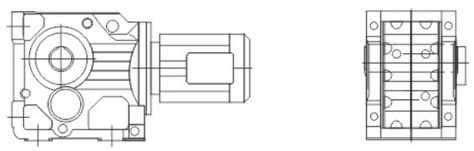

KA..B D..
底脚空心轴安装斜齿轮 -- 伞齿轮减速电机
Foot-mounted helical-bevel geared motor with hollow shaft.

KV..B D..
底脚花键空心轴(DIN5480)安装斜齿轮 --伞齿轮减速电机
Foot-mounted helical-bevel geared motor with hollow shaft and splined hollow shaft to DIN 5480.

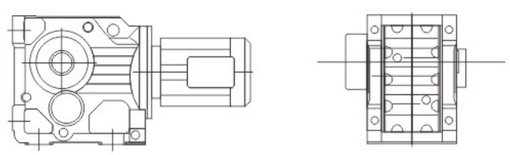

KH..B D..
底脚空心轴锁紧盘安装斜齿轮 -- 伞齿轮减速电机
Foot-mounted helical-bevel geared motor with hollow shaft and shrink disk.

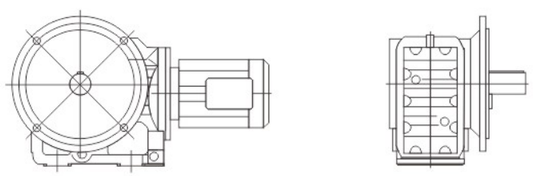

KF..D..
B5 法兰安装斜齿轮 -- 伞齿轮减速电机
Helical-bevel geared motor in B5 flange-mounted version

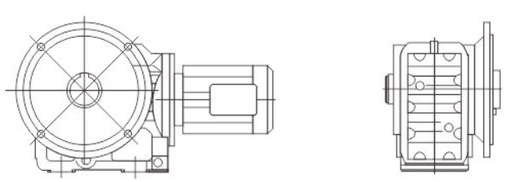

KAF..D..
B5 法兰空心轴安装斜齿轮-- 伞齿轮减速电机
Helical-bevel geared motor in B5 flange-mounted version with hollow shaft.

KVF..D..
B5 法兰花键空心轴(DIN5480)安装斜齿轮 --伞齿轮减速电机
Helical-bevel geared motor in B5 flange-mounted version with hollow shaft and splined hollow shaft to DIN 5480.

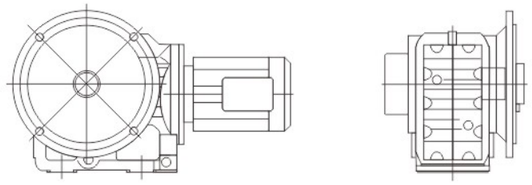

KHF..D..
B5 法兰空心轴锁紧盘安装斜齿轮 --伞齿轮减速电机
Helical-bevel geared motor in B5 flange-mounted version with hollow shaft and shrink disk

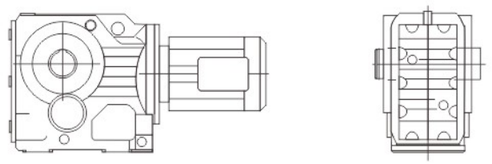

KA..D..
空心轴安装斜齿轮 -- 伞齿轮减速电机
Helical-bevel geared motor with hollow shaft.

KV..D..
花键空心轴(DIN5480)安装斜齿轮 --伞齿轮减速电机
Helical-bevel geared motor with hollow shaft and splined hollow shaft to DIN 5480.

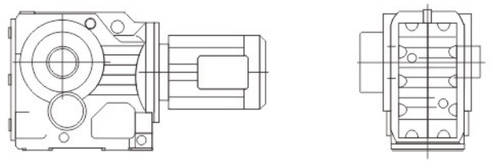

KH..D..
空心轴锁紧盘安装斜齿轮 --伞齿轮减速电机
Helical-bevel geared motor with hollow shaft and shrink disk.

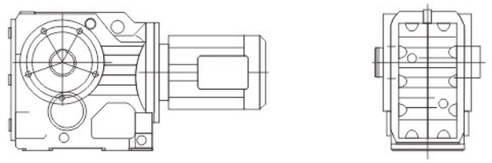

KAZ..D..
B14 法兰空心轴安装斜齿轮 --伞齿轮减速电机
Helical-bevel geared motor in B14 flange-mount-ed version with hollow shaft.

KVZ..D..
B14 法兰花键空心轴(DIN5480)安装斜齿轮 --伞齿轮减速电机
Helical-bevel geared motor in B14 flange mount-ed version with hollow shaft and splined hollow to DIN 5480.

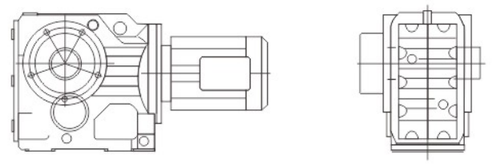

KHZ..D..
B14 法兰空心轴锁紧盘安装斜齿轮 --伞齿轮减速电机
Helical-bevel geared motor in B14 flange moun-ted version with hollow shaft and shrink disk.

可行的组合方式
Type of combination

以下是斜齿轮 -- 伞齿轮减速机与交流 (带制动) 电机的组合列表。表中给出了每种组合的速比范围。
The below is combination table between gear box and electromotor in each list the ratio range.

减速机型号 Gear unit size	级 Stages	D63 D71	D80	D90	D100	D112	D132S	D132M
K/KF/KA/KAF37	3	3.98-106.38	3.98-83.69	3.98-24.99 29.96-72.54	3.98-10.49 13.08-20.19 29.96-58.60			
K/KF/KA/KAF47	3	7.36-11.77 13.65-31.30 39.61-131.87	4.64-104.37	4.64-90.86	4.64-21.81 25.91 35.39-63.30 75.20			
K/KF/KA/KAF57	3	9.59-11.92 19.34-35.70 48.89-145.14	7.55-11.92 15.22-123.85	4.69-108.29	4.69-90.26	4.69-30.28 38.49-76.56		
K/KF/KA/KAF67	3	10.63-12.48 19.30-35.62 48.77-144.79	8.37-12.48 15.19-123.54	5.2-108.03	5.2-90.04	5.2-30.22 38.39-76.37	5.2-24.00 38.39-60.66	5.2-24.00 38.39-60.66
K/KF/KA/KAF77	3	25.62-38.39 64.75-192.18	10.84-12.36 20.25-38.39 51.18-154.02	7.24-135.28	7.24-113.56	7.24-97.05	7.24-30.89 40.04-78.07	7.24-30.89 40.04-78.07
K/KF/KA/KAF87	3		16.00 27.88-31.39 70.46-197.37	11.17 16.00 19.45-31.39 49.16-174.19	8.29-11.17 14.45-147.32	8.29-11.17 14.45-126.91	7.21-102.71	7.21-102.71
K/KF/KA/KAF97	3			24.75-38.30 62.55-176.05	18.96-38.30 47.93-176.05	18.96-38.30 47.93 -153.21	8.71-123.93	8.71-123.93
K/KF/KA/KAF107	3				13.43 22.62-29.00 32.69 57.17-143.47	13.43 22.62-29.00 32.69 57.17-143.47	8.69-29.00 32.69-143.47	8.69-29.00 32.69-143.47
K/KF/KA/KAF127	3							12.79 21.15-36.25 47.82-146.07

减速机型号 Gear unit size	级 Stages	D132ML	D160M	D160L	D180	D200
K/KF/KA/KAF77	3	7.24-23.08 40.04-58.34	7.24-23.08 40.04-58.34			
K/KF/KA/KAF87	3	7.21-79.34	7.21-79.34	7.21-79.34	7.21-14.45 17.42-24.92 36.52-63.00	
K/KF/KA/KAF97	3	8.71-96.80	8.71-96.80	8.71-96.80	8.71-30.82 41.87-77.89	8.71-24.75 41.87-62.55
K/KF/KA/KAF107	3	8.69-112.41	8.69-112.41	8.69-112.41	8.69-90.96	8.69-31.28 37.00-73.30
K/KF/KA/KAF127	3	10.74-12.79 17.77-136.14	10.74-12.79 17.77-136.14	10.74-12.79 17.77-136.14	8.68-110.18	8.68-89.89
K/KF/KA/KAF157	3		18.37-31.30 46.79-150.41	18.37-31.30 46.79-150.41	14.92-122.39	12.65-100.22
K/KH167	3		24.52-32.25 51.77-164.50	24.52-32.25 51.77-164.50	20.32-32.25 42.89-134.99	17.34-109.83
K/KH187	3		33.23-42.51 88.00-179.86	33.23-42.51 88.00-179.86	27.92-42.51 73.96-179.86	17.18-179.86

减速机型号 Gear unit size	级 Stages	D225	D250M	D280	D315	D315M_A/B
K/KF/KA/KAF107	3	8.69-31.28 37.00-73.30				
K/KF/KA/KAF127	3	8.68-89.89	8.68-31.37 40.19-70.95	8.68-31.37 40.19-70.95		
K/KF/KA/KAF157	3	12.65-100.22	12.65-79.75	12.65-79.75	12.65-23.95 38.02-61.02	12.65-18.37 38.02-46.79
K/KH167	3	17.34-109.83	17.34-87.86	17.34-87.86	17.34-68.07	17.34-24.52 36.61-51.77
K/KH187	3	17.18-179.86	17.18-144.59	17.18-144.59	17.18-112.60	17.18-33.23 45.50-88.00

输出转速 Output speed n_a [r/min]	输出转矩 Output torque M_a [N · m]	传动比 Ratio i	径向负荷 Permitted overhung load F_{Ra} [N]	使用系数 Service factor f_B	机型号 Model	电机极数 Pole P
0.12kw						
0.08	11800	17550	79800	1.10		
0.09	10700	16006	80400	1.20		
0.09	9880	14975	80700	1.30	K 127R77	4
0.11	8010	12440	81500	1.60	KF 127R77	4
0.13	6920	10915	81800	1.90	KA 127R77	4
0.14	6320	9819	82000	2.1	KAF 127R77	4
0.16	5220	8443	82300	2.5		
0.18	4820	7482	82300	2.7		
0.10	9590	14311	65000	0.85		
0.11	8060	12211	65000	1.00		
0.13	6930	10677	65000	1.15		
0.14	6280	9524	65000	1.25	K 107R77	4
0.17	5410	8328	65000	1.50	KF 107R77	4
0.19	4720	7270	65000	1.70	KA 107R77	4
0.22	3760	6184	65000	2.1	KAF 107R77	4
0.24	3320	5662	65000	2.4		
0.27	3020	5138	65000	2.7		
0.32	2700	4359	65000	3.0		
0.17	5310	8054	39500	0.80		
0.20	4350	6970	40000	1.00		
0.23	3890	6027	40000	1.10		
0.26	3560	5391	40000	1.20	K 97R57	4
0.30	2950	4669	40000	1.45	KF 97R57	4
0.34	2640	4082	40000	1.65	KA 97R57	4
0.39	2320	3583	40000	1.85	KAF 97R57	4
0.44	2040	3108	40000	2.1		
0.50	1720	2757	40000	2.5		
0.57	1580	2419	40000	2.7		
0.65	1370	2123	40000	3.2		
0.74	1220	1856	40000	3.5	K 97 R57	4
0.85	1000	1625	40000	4.3	KF 97 R57	4
0.96	860	1430	40000	5.0	KA 97 R57	4
1.1	830	1261	40000	5.2	KAF 97 R57	4
1.2	725	1102	40000	5.9		
0.26	3380	5240	26300	0.80		
0.30	2850	4562	27100	0.95		
0.34	2610	4037	27400	1.05	K 87 R57	4
0.38	2330	3609	27700	1.15	KF 87 R57	4
0.44	1990	3107	28100	1.35	KA 87 R57	4
0.51	1700	2728	28300	1.60	KAF 87 R57	4
0.58	1500	2371	28500	1.80		
0.66	1380	2088	28600	1.95		
0.74	1220	1854	28700	2.2		
0.83	1090	1657	28700	2.5		
0.97	930	1415	28800	2.9	K 87 R57	4
1.1	800	1229	28900	3.4	KF 87 R57	4
1.3	695	1078	28900	3.9	KA 87 R57	4
1.5	585	951	29000	4.6	KAF 87 R57	4
1.6	505	837	29000	5.4		
1.9	435	726	29000	6.2		
					K 77 R37	4
0.51	1790	2717	13400	0.85	KF 77 R37	4
0.58	1510	2370	15700	1.05	KA 77 R37	4
					KAF 77 R37	4
0.67	1380	2050	16500	1.10		
0.78	1180	1772	17500	1.30		
0.91	1010	1514	18300	1.55		
0.99	920	1388	18600	1.70	K 77 R37	4
1.1	810	1218	19000	1.90	KF 77 R37	4
1.3	710	1053	19200	2.2	KA 77 R37	4
1.5	620	924	19500	2.5	KAF 77 R37	4
1.7	550	815	19600	2.8		
2.0	440	709	19800	3.5		
2.2	385	622	19900	4.0		

输出转速 Output speed n_a [r/min]	输出转矩 Output torque M_a [N · m]	传动比 Ratio i	径向负荷 Permitted overhung load F_{Ra} [N]	使用系数 Service factor f_B	机型号 Model	电机极数 Pole P
0.12kw						
1.0	930	1351	9230	0.90		
1.2	795	1171	10500	1.05		
1.3	695	1034	11300	1.20		
1.5	585	903	12000	1.40		
1.7	545	793	12200	1.50		
2.0	440	697	12700	1.85		
2.2	390	613	12900	2.1	K 67 R37	4
2.5	340	542	13000	2.4	KF 67 R37	4
2.9	315	471	13000	2.6	KA 67 R37	4
3.3	265	420	13000	3.1	KAF 67 R37	4
3.8	235	361	13000	3.5		
4.3	210	323	13000	3.9		
4.9	176	279	13000	4.7		
5.6	155	246	13000	5.3		
6.3	134	217	13000	6.1		
1.5	585	906	7750	1.05		
1.7	525	806	8220	1.15		
2.0	445	699	8690	1.35		
2.2	390	615	8930	1.55		
2.5	340	544	9120	1.75		
2.9	310	473	9250	1.95	K 57 R37	4
3.3	265	421	9420	2.3	KF 57 R37	4
3.8	235	362	9510	2.5	KA 57 R37	4
4.3	210	319	9610	2.9	KAF 57 R37	4
4.9	176	280	9710	3.4		
5.6	155	246	9770	3.9		
6.4	135	215	9830	4.4		
7.2	122	192	9860	4.9		
2.2	430	639	2520	0.95		
2.5	370	552	6350	1.10		
2.8	315	495	6930	1.25	K 47 R37	4
3.2	280	426	7240	1.45	KF 47 R37	4
3.7	235	375	7560	1.70	KA 47 R37	4
4.2	215	327	7670	1.85	KAF 47 R37	4
4.8	189	289	7830	2.1		
4.0	235	346	4840	0.85		
4.5	200	304	5640	1.00		
5.2	182	267	5830	1.10	K 37 R17	4
5.9	157	234	6060	1.25	KF 37 R17	4
6.7	138	205	6220	1.45	KA 37 R17	4
7.6	120	181	6330	1.65	KAF 37 R17	4
8.6	105	160	6420	1.90		
10	88	136	6500	2.3		
6.2	184	144.79	13000	4.4	K 67 KF 67 KA 67 KAF 67	6 6 6 6
6.2	185	145.14	9680	3.2		
7.3	158	123.85	9760	3.8	K 57	6
8.3	138	108.29	9820	4.3	KF 57	6
8.8	131	102.88	9840	4.6	KA 57	6
10	115	90.26	9880	5.2	KAF 57	6
12	98	76.56	9930	6.2		
9.5	121	145.14	9870	5.0		
11	103	123.85	9920	5.8	K 57	4
13	90	108.29	9950	6.7	KF 57	4
13	85	102.88	9960	7.0	KA 57	4
15	75	90.26	9990	8.0	KAF 57	4
6.8	168	131.87	7930	2.4	K 47 KF 47 KA 47 KAF 47	6 6 6 6
7.4	155	121.48	7990	2.6		
8.6	133	104.37	8070	3.0		
10	110	131.87	8140	3.7	K 47 KF 47 KA 47 KAF 47	4 4 4 4
11	101	121.48	8170	4.0		

输出转速 Output speed n_a [r/min]	输出转矩 Output torque M_a [N · m]	传动比 Ratio i	径向负荷 Permitted overhung load F_{Ra} [N]	使用系数 Service factor f_B	机型号 Model	电机极数 Pole P
0.12kW						
8.5	136	106.38	6230	1.50	K 37	6
9.2	125	97.81	6300	1.60	KF 37	6
11	107	83.69	6410	1.90	KA 37	6
12	92	72.54	6480	2.2	KAF 37	6
13	88	106.38	6500	2.3		
14	81	97.81	6530	2.5		
16	70	83.69	6570	2.9		
19	60	72.54	6600	3.3		
20	56	67.80	6610	3.5		
24	49	58.60	6430	4.1		
28	41	49.79	6130	4.8		
31	37	44.46	5930	5.4		
36	32	37.97	5660	6.3	K 37	4
39	30	35.57	5550	6.8	KF 37	4
46	25	29.96	5270	8.0	KA 37	4
48	24	28.83	5210	8.4	KAF 37	4
55	21	24.99	4980	9.6		
59	19	23.36	4880	10		
68	17	20.19	4660	11		
80	14	17.15	4430	13		
90	13	15.31	4280	14		
105	11	13.08	4070	15		
114	10	12.14	3970	16		
0.18kW						
0.09	16300	14975	73200	0.80		
0.11	13400	12440	79000	0.95		
0.12	11600	10915	79900	1.10		
0.13	10500	9819	80400	1.25		
0.16	8850	8443	81100	1.45	K 127R77	4
0.18	8040	7482	81400	1.60	KF 127R77	4
0.20	6990	6565	81800	1.85	KA 127R77	4
0.23	5940	5804	82100	2.2	KAF 127R77	4
0.26	5220	5027	82300	2.5		
0.30	4530	4423	82400	2.9		
0.34	3960	3889	82500	3.3		
0.40	3310	3311	82600	3.9		
0.16	8990	8328	65000	0.90		
0.18	7850	7270	65000	1.00		
0.21	6420	6184	65000	1.25		
0.23	5760	5662	65000	1.40		
0.26	5230	5138	65000	1.55	K 107R77	4
0.30	4570	4359	65000	1.75	KF 107R77	4
0.35	4000	3810	65000	2.0	KA 107R77	4
0.39	3440	3358	65000	2.3	KAF 107R77	4
0.44	3090	2977	65000	2.6		
0.51	2700	2599	65000	3.0		
0.58	2340	2286	65000	3.4		
0.28	4960	4669	39900	0.85		
0.32	4390	4082	40000	1.00	K 97 R57	4
0.37	3860	3583	40000	1.10	KF 97 R57	4
0.42	3370	3108	40000	1.25	KA 97 R57	4
0.48	2910	2757	40000	1.50	KAF 97 R57	4
0.55	2640	2419	40000	1.65		
0.62	2290	2123	40000	1.95		
0.71	2030	1856	40000	2.1		
0.81	1710	1625	40000	2.5		
0.92	1490	1430	40000	2.9	K 97 R57	4
1.0	1380	1261	40000	3.1	KF 97 R57	4
1.2	1210	1102	40000	3.6	KA 97 R57	4
1.4	1040	957	40000	4.1	KAF 97 R57	4
1.5	930	855	40000	4.6		
1.8	755	743	40000	5.7		
2.0	675	652	40000	6.4		
0.42	3330	3107	26400	0.80	K 87 R57	4
0.48	2880	2728	27100	0.95	KF 87 R57	4
0.56	2520	2371	27500	1.05	KA 87 R57	4
					KAF 87 R57	4

输出转速 Output speed n_a [r/min]	输出转矩 Output torque M_a [N · m]	传动比 Ratio i	径向负荷 Permitted overhung load F_{Ra} [N]	使用系数 Service factor f_B	机型号 Model	电机极数 Pole P
0.18kW						
0.63	2290	2088	27800	1.20		
0.71	2030	1854	28000	1.35	K 87R57	4
0.80	1820	1657	28200	1.50	KF 87R57	4
0.93	1540	1415	28400	1.75	KA 87R57	4
1.1	1340	1229	28600	2.0	KAF 87R57	4
1.2	1160	1078	28700	2.3		
1.4	1000	951	28800	2.7		
1.6	870	837	28800	3.1		
1.8	755	726	28900	3.6		
0.87	1670	1514	14500	0.95		
0.95	1530	1388	15500	1.00		
1.1	1340	1218	16700	1.15		
1.2	1170	1053	17600	1.35		
1.4	1030	924	18200	1.50	K 77R37	4
1.6	910	815	18700	1.70	KF 77R37	4
1.9	750	709	19100	2.1	KA 77R37	4
2.1	655	622	19400	2.4	KAF 77R37	4
2.4	590	552	19500	2.6		
2.7	515	485	19700	3.0		
3.1	455	428	19800	3.4		
3.6	400	367	19900	3.9		
1.5	980	903	5660	0.85		
1.7	890	793	9620	0.90		
1.9	745	697	10900	1.10		
2.2	655	613	11600	1.25	K 67R37	4
2.4	580	542	12000	1.40	KF 67R37	4
2.8	520	471	12300	1.60	KA 67R37	4
3.2	445	420	12600	1.85	KAF 67R37	4
3.7	395	361	12800	2.1		
4.1	350	323	13000	2.3		
4.7	295	279	13000	2.8		
2.2	660	615	5580	0.90		
2.4	580	544	7800	1.05		
2.8	515	473	8300	1.15		
3.1	450	421	8670	1.35		
3.6	395	362	8900	1.50	K 57R37	4
4.1	350	319	9100	1.75	KF 57R37	4
4.7	300	280	9290	2.0	KA 57R37	4
5.4	260	246	9420	2.3	KAF 57R37	4
6.1	230	215	9540	2.6		
6.9	205	192	9610	2.9		
7.9	178	166	9700	3.4		
3.5	400	375	5930	1.00		
4.0	360	327	6440	1.10		
4.6	315	289	6920	1.25		
5.2	275	256	7290	1.45	K 47R37	4
5.9	245	225	7500	1.65	KF 47R37	4
6.7	210	198	7710	1.90	KA 47R37	4
7.7	183	171	7860	2.2	KAF 47R37	4
8.6	164	153	7950	2.4		
10	142	131	8040	2.8		
6.4	225	205	5300	0.90		
7.3	199	181	5650	1.00	K 37R17	4
8.2	175	160	5900	1.15	KF 37R17	4
9.7	148	136	6140	1.35	KA 37R17	4
10	140	127	6200	1.45	KAF 37R17	4
6.0	285	144.79	13000	2.9	K 67	6
7.0	245	123.54	13000	3.4	KF 67	6
8.1	215	108.03	13000	3.8	KA 67	6
8.5	205	102.62	13000	4.0	KAF 67	6
9.1	189	144.79	13000	4.3	K 67	4
11	161	123.54	13000	5.1	KF 67	4
12	141	108.03	13000	5.8	KA 67	4
					KAF 67	4

K系列斜齿轮-伞齿轮减速机/K helical- bevel geared motors

输出转速 Output speed n_a [r/min]	输出转矩 Output torque M_a [N · m]	传动比 Ratio i	径向负荷 Permitted overhung load F_{Ra} [N]	使用系数 Service factor f_B	机型号 Model	电机极数 Pole P
0.18kW						
6.0	285	145.14	9340	2.1		
7.0	245	123.85	9480	2.5	K 57	6
8.0	215	108.29	9590	2.8	KF 57	6
8.5	205	102.88	9620	3.0	KA 57	6
9.6	178	90.26	9700	3.4	KAF 57	6
9.1	189	145.14	9670	3.2		
11	161	123.85	9750	3.7	K 57	4
12	141	108.29	9810	4.3	KF 57	4
13	134	102.88	9830	4.5	KA 57	4
15	118	90.26	9880	5.1	KAF 57	4
17	100	76.56	9920	6.0		
6.6	260	131.87	7380	1.55		
7.2	240	121.48	7530	1.65	K 47	6
8.3	205	104.37	7740	1.95	KF 47	6
9.6	180	90.86	7880	2.2	KA 47	6
10	168	85.12	7930	2.4	KAF 47	6
10	172	131.87	7910	2.3		
11	158	121.48	7970	2.5	K 47	4
13	136	104.37	8060	2.9	KF 47	4
15	118	90.86	8120	3.4	KA 47	4
16	111	85.12	8140	3.6	KAF 47	4
8.2	210	106.38	5520	0.95	K 37	6
8.9	193	97.81	5710	1.05	KF 37	6
10	165	83.69	5990	1.20	KA 37	6
12	143	72.54	6170	1.40	KAF 37	6
12	139	106.38	6210	1.45		
14	127	97.81	6280	1.55		
16	109	83.69	6400	1.85		
18	95	72.54	6470	2.1		
19	88	67.80	6500	2.3		
23	76	58.60	6280	2.6		
27	65	49.79	6010	3.1		
30	58	44.46	5830	3.5		
35	49	37.97	5580	4.1		
37	46	35.57	5480	4.3	K 37	4
44	39	29.96	5220	5.1	KF 37	4
46	38	28.83	5160	5.3	KA 37	4
53	33	24.99	4950	6.2	KAF 37	4
57	30	23.36	4850	6.4		
65	26	20.19	4650	7.0		
77	22	17.15	4430	8.1		
86	20	15.31	4280	8.8		
101	17	13.08	4080	9.7		
109	16	12.14	3980	10		
126	14	10.49	3810	12		
148	12	8.91	3620	14		
166	10	7.96	3490	15		
0.25kw						
0.13	15300	9819	75300	0.85		
0.15	13000	8443	79200	1.00		
0.17	11700	7482	79900	1.10	K 127R77	4
0.20	10200	6565	80600	1.30	KF 127R77	4
0.22	8770	5804	81200	1.50	KA 127R77	4
0.26	7670	5027	81600	1.70	KAF127R77	4
0.29	6680	4423	81900	1.95		
0.33	5850	3889	82100	2.2		
0.39	4930	3311	82300	2.6		

输出转速 Output speed n_a [r/min]	输出转矩 Output torque M_a [N · m]	传动比 Ratio i	径向负荷 Permitted overhung load F_{Ra} [N]	使用系数 Service factor f_B	机型号 Model	电机极数 Pole P
0.25kw						
0.21	9400	6184	65000	0.85		
0.23	8520	5662	65000	0.95		
0.25	7730	5138	65000	1.05		
0.30	6700	4359	65000	1.20	K 107R77	4
0.34	5850	3810	65000	1.35	KF 107R77	4
0.39	5070	3358	65000	1.60	KA 107R77	4
0.44	4540	2977	65000	1.75	KAF107R77	4
0.50	3970	2599	65000	2.0		
0.57	3450	2286	65000	2.3		
0.67	2930	1939	65000	2.7		
0.76	2640	1713	65000	3.0	K 107R77	4
0.84	2390	1554	65000	3.3	KF 107R77	4
0.97	2060	1336	65000	3.9	KA 107R77	4
					KAF107R77	4
					K 97 R57	4
0.42	4890	3108	40000	0.90	KF 97 R57	4
0.47	4250	2757	40000	1.00	KA 97 R57	4
					KAF97 R57	4
0.54	3840	2419	40000	1.10		
0.61	3340	2123	40000	1.30		
0.70	2950	1856	40000	1.45		
0.80	2520	1625	40000	1.70	K 97 R57	4
0.91	2190	1430	40000	1.95	KF 97 R57	4
1.0	2010	1261	40000	2.1	KA 97 R57	4
1.2	1750	1102	40000	2.5	KAF97 R57	4
1.4	1520	957	40000	2.8		
1.5	1360	855	40000	3.2		
0.62	3320	2088	26400	0.80		
0.70	2950	1854	27000	0.90		
0.78	2640	1657	27400	1.00		
0.92	2250	1415	27800	1.20	K 87 R57	4
1.1	1950	1229	28100	1.40	KF 87 R57	4
1.2	1700	1078	28300	1.60	KA 87 R57	4
1.4	1470	951	28500	1.85	KAF87 R57	4
1.5	1280	837	28600	2.1		
1.8	1110	726	28700	2.4		
2.0	990	638	28800	2.7		
1.2	1690	1053	14300	0.90		
1.4	1480	924	15800	1.05		
1.6	1310	815	16900	1.20		
1.8	1100	709	17900	1.40		
2.1	960	622	18400	1.60		
2.3	860	552	18000	1.80		
2.7	755	485	19100	2.0	K 77 R37	4
3.0	665	428	19300	2.3	KF 77 R37	4
3.5	580	367	19500	2.7	KA 77 R37	4
4.0	515	328	19700	3.0	KAF77 R37	4
4.5	460	290	19800	3.4		
5.2	395	252	19900	3.9		
5.9	345	221	19900	4.5		
6.7	305	195	20000	5.1		
7.4	270	175	20000	5.7		
2.1	960	613	7350	0.85		
2.4	850	542	10100	0.95		
2.8	755	471	10900	1.10		
3.1	655	420	11600	1.25	K 67 R37	4
3.6	575	361	12000	1.45	KF 67 R37	4
4.0	510	323	12400	1.60	KA 67 R37	4
4.7	435	279	12700	1.90	KAF67 R37	4
5.3	385	246	12900	2.1		
6.0	335	217	13000	2.4		

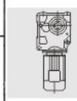

输出转速 Output speed n_a [r/min]	输出转矩 Output torque M_a [N · m]	传动比 Ratio i	径向负荷 Permitted overhung load F_{Ra} [N]	使用系数 Service factor f_B	机型号 Model	电机极数 Pole P
0.25kW						
3.1	655	421	5750	0.90		
3.6	575	362	7840	1.05		
4.1	505	319	8380	1.20		
4.7	435	280	8720	1.35		
5.3	385	246	8950	1.55	K 57R37	4
6.1	335	215	9150	1.80	KF 57R37	4
6.8	300	192	9280	2.0	KA 57R37	4
7.8	260	166	9430	2.3	KAF 57R37	4
9.0	225	145	9550	2.7		
10	205	129	9620	2.9		
12	173	111	9720	3.5		
13	152	97	9780	4.0		
4.4	540	154.02	19600	2.9	K 77	8
5.0	475	135.28	19700	3.3	KF 77	8
5.3	450	128.52	19800	3.4	KA 77	8
6.0	400	113.56	19900	3.9	KAF 77	8
4.6	520	192.18	19700	2.8	K 77	6
4.9	485	179.37	19700	3.0	KF 77	6
5.7	420	154.02	19800	3.7	KA 77	6
6.5	365	135.28	19900	4.2	KAF 77	6
5.5	435	123.54	12700	1.90	K 67	8
6.3	380	108.03	12900	2.2	KF 67	8
6.6	360	102.62	12900	2.3	KA 67	8
7.6	315	90.04	13000	2.6	KAF 67	8
6.1	395	144.79	12800	2.1	K 67	6
7.1	335	123.54	13000	2.5	KF 67	6
8.1	395	108.03	13000	2.8	KA 67	6
8.6	280	102.62	13000	3.0	KAF 67	6
9.0	265	144.79	13000	3.1	K 67	4
11	225	123.54	13000	3.6	KF 67	4
12	198	108.03	13000	4.1	KA 67	4
13	189	102.62	13000	4.3	KAF 67	4
6.1	395	145.14	8910	1.50		
7.1	335	123.85	9150	1.80	K 57	6
8.1	295	108.29	9310	2.0	KF 57	6
8.6	280	102.88	9360	2.2	KA 57	6
9.8	245	90.26	9480	2.5	KAF 57	6
11	210	76.56	9610	2.9		
9.0	265	145.14	9410	2.2		
11	225	123.85	9540	2.6	K 57	4
12	199	108.29	9640	3.0	KF 57	4
13	189	102.88	9670	3.2	KA 57	4
14	166	90.26	9740	3.6	KAF 57	4
17	141	76.56	9810	4.3		
6.7	360	131.87	6470	1.10		
7.2	330	121.48	6780	1.20	K 47	6
8.4	285	104.37	7210	1.40	KF 47	6
9.7	245	90.86	7480	1.60	KA 47	6
10	230	85.12	7590	1.75	KAF 47	6
9.9	240	131.87	7510	1.65		
11	225	121.48	7640	1.80	K 47	4
12	192	104.37	7820	2.1	KF 47	4
14	167	90.86	7930	2.4	KA 47	4
15	156	85.12	7980	2.6	KAF 47	4
11	225	83.69	5300	0.90	K 37	6
12	197	72.54	5680	1.00	KF 37	6
13	184	67.80	5810	1.10	KA 37	6
15	159	58.60	6050	1.25	KAF 37	6
18	135	49.79	6230	1.50		

输出转速 Output speed n_a [r/min]	输出转矩 Output torque M_a [N · m]	传动比 Ratio i	径向负荷 Permitted overhung load F_{Ra} [N]	使用系数 Service factor f_B	机型号 Model	电机极数 Pole P
0.25kW						
12	195	106.38	5690	1.00		
13	180	97.81	5860	1.10		
16	154	83.69	6090	1.30		
18	133	72.54	6250	1.50		
19	125	67.80	6230	1.60		
22	108	58.60	6030	1.85		
26	91	49.79	5810	2.2		
29	82	44.46	5650	2.5		
34	70	37.97	5430	2.9		
37	65	35.57	5340	3.1		
43	55	29.96	5100	3.6	K 37	4
45	53	28.83	5050	3.8	KF 37	4
52	46	24.99	4860	4.4	KA 37	4
56	43	23.36	4770	4.6	KAF 37	4
64	37	20.19	4580	5.0		
76	32	17.15	4370	5.7		
85	28	15.31	4230	6.2		
99	24	13.08	4030	6.9		
107	22	12.14	3940	7.2		
124	19	10.49	3780	8.3		
146	16	8.91	3590	9.8		
163	15	7.96	3470	11		
191	13	6.80	3310	12		
204	12	6.37	3240	12		
0.37kW						
0.18	16600	7482	72600	0.80		
0.21	14500	6565	76900	0.90	K 127R77	4
0.24	12600	5804	79400	1.05	KF 127R77	4
0.27	11000	5027	80200	1.20	KA 127R77	4
0.31	9610	4432	80800	1.35	KAF 127R77	4
0.35	8430	3889	81300	1.55		
0.42	7120	3311	81700	1.85		
0.72	4230	1926	82500	3.1	K 127R77	4
0.79	3860	1757	82500	3.4	KF 127R77	4
0.90	3360	1541	82600	3.9	KA 127R77	4
					KAF 127R77	4
0.36	8380	3810	65000	0.95		
0.41	7300	3358	65000	1.10	K 107R77	4
0.46	6510	2977	65000	1.25	KF 107R77	4
0.53	5690	2599	65000	1.40	KA 107R77	4
0.60	4970	2286	65000	1.60	KAF 107R77	4
0.71	4210	1939	65000	1.90		
0.81	3790	1713	65000	2.1	K 107R77	4
0.89	3440	1554	65000	2.3	KF 107R77	4
1.0	2950	1336	65000	2.7	KA 107R77	4
1.2	2580	1166	65000	3.1	KAF 107R77	4
0.65	4770	2123	40000	0.90		
0.74	4200	1856	40000	1.00		
0.85	3610	1625	40000	1.20		
0.96	3160	1430	40000	1.35	K 97 R57	4
1.1	2850	1261	40000	1.50	KF 97 R57	4
1.2	2490	1102	40000	1.70	KA 97 R57	4
1.4	2160	957	40000	2.0	KAF 97 R57	4
1.6	1930	855	40000	2.2		
1.9	1620	743	40000	2.7		
2.1	1430	652	40000	3.0		
2.4	1280	273	40000	3.4		
0.97	3200	1415	26600	0.85		
1.1	2770	1229	27200	0.95		
1.3	2420	1078	27600	1.10		
1.5	2110	651	27900	1.30	K 87 R57	4
1.6	1850	837	28200	1.45	KF 87 R57	4
1.9	1600	726	28400	1.70	KA 87 R57	4
2.2	1420	638	28500	1.90	KAF 87 R57	4
2.5	1240	562	28600	2.2		
2.9	1040	474	28800	2.6		
3.2	940	426	28800	2.9		
3.7	810	373	28900	3.3		

K系列斜齿轮-伞齿轮减速机/K helical- bevel geared motors

输出转速 Output speed n_a [r/min]	输出转矩 Output torque M_a [N · m]	传动比 Ratio i	径向负荷 Permitted overhung load F_{Ra} [N]	使用系数 Service factor f_B	机型号 Model	电机极数 Pole P
0.37kW						
1.7	1860	815	10600	0.85		
2.0	1580	709	15200	1.00		
2.2	1380	622	16500	1.10		
2.5	1230	552	17300	1.25		
2.8	1080	485	18000	1.45		
3.2	950	428	18500	1.60	K 77R37	4
3.8	830	367	18900	1.85	KF 77R37	4
4.2	735	328	19200	2.1	KA 77R37	4
4.8	655	290	19400	2.4	KAF 77R37	4
5.5	565	252	19600	2.8		
6.2	495	221	19700	3.1		
7.1	435	195	19800	3.5		
7.9	390	175	19900	4.0		
9.0	340	154	19900	4.5		
3.3	940	420	9000	0.90		
3.8	820	361	10300	1.00		
4.3	725	323	11100	1.15		
4.9	625	279	11800	1.30	K 67R37	4
5.6	550	246	12200	1.50	KF 67R37	4
6.3	485	217	12500	1.70	KA 67R37	4
7.2	430	191	12700	1.90	KAF 67R37	4
8.3	370	166	12900	2.2		
9.6	320	144	13000	2.5		
11	275	122	13000	3.0		
4.9	625	280	7430	0.95		
5.6	550	246	8040	1.10		
6.4	480	215	8520	1.25		
7.2	430	192	8750	1.40	K 57R37	4
8.3	370	166	9000	1.60	KF 57R37	4
9.6	325	145	9200	1.85	KA 57R37	4
11	290	129	9320	2.1	KAF 57R37	4
12	245	111	9480	2.4		
14	215	97	9580	2.8		
3.9	910	174.19	28800	3.0	K 87	
4.1	850	164.34	28900	3.2	KF 87	8
4.6	765	147.32	28900	3.5	KA 87	
					KAF 87	
					K 87	6
4.6	775	197.37	28900	3.5	KF 87	6
5.2	685	174.19	28900	4.0	KA 87	6
					KAF 87	6
5.0	705	135.28	19300	2.2	K 77	
5.3	670	128.52	19300	2.3	KF 77	8
6.0	590	113.56	19500	2.6	KA 77	
7.0	505	97.05	19700	3.1	KAF 77	
5.8	605	154.05	19500	2.6	K 77	6
6.7	530	135.28	19600	2.9	KF 77	6
7.0	505	128.52	19700	3.1	KA 77	6
7.9	445	113.56	19800	3.5	KAF 77	6
7.2	490	192.18	19700	3.0	K 77	4
7.7	460	179.37	19800	3.2	KF 77	4
9.0	395	154.02	19900	3.9	KA 77	4
					KAF 77	4
6.3	560	108.03	12100	1.45	K 67	
3.3	535	102.62	12300	1.55	KF 67	8
7.6	470	90.04	12600	1.75	KA 67	
					KAF 67	
7.3	485	123.54	12500	1.70	K 67	6
8.3	425	108.03	12700	1.95	KF 67	6
8.8	405	102.62	12800	2.0	KA 67	6
10	355	90.04	13000	2.3	KAF 67	6
9.5	370	144.79	12900	2.2		
11	315	123.54	13000	2.6	K 67	4
13	275	108.03	13000	3.0	KF 67	4
15	230	90.04	13000	3.6	KA 67	4
18	196	76.37	13000	4.2	KAF 67	4

输出转速 Output speed n_a [r/min]	输出转矩 Output torque M_a [N · m]	传动比 Ratio i	径向负荷 Permitted overhung load F_{Ra} [N]	使用系数 Service factor f_B	机型号 Model	电机极数 Pole P
0.37kW						
7.3	485	123.85	8490	1.25		
8.3	425	108.29	8770	1.40	K 57	6
8.8	405	102.88	8870	1.50	KF 57	6
10	355	90.26	9070	1.70	KA 57	6
12	300	76.56	9280	2.0	KAF 57	6
13	270	69.12	9390	2.2		
9.5	370	145.14	9000	1.60		
11	315	123.85	9220	1.90		
13	275	108.29	9370	2.2	K 57	4
13	265	102.88	9420	2.3	KF 57	4
15	230	90.26	9530	2.6	KA 57	4
18	196	76.56	9650	3.1	KAF 57	4
20	177	69.12	9700	3.4		
8.6	410	104.37	5490	1.00	K 47	6
9.9	355	90.86	6480	1.10	KF 47	6
11	335	85.12	6730	1.20	KA 47	6
12	295	75.20	7100	1.35	KAF 47	6
10	340	131.87	6690	1.20	K 47	4
11	310	121.48	6960	1.30	KF 47	4
13	265	104.37	7330	1.50	KA 47	4
					KAF 47	4
15	235	90.86	7580	1.70	K 47	4
16	220	85.12	7670	1.85	KF 47	4
18	193	75.20	7810	2.1	KA 47	4
20	179	69.80	7880	2.2	KAF 47	4
22	162	63.30	7960	2.5		
14	250	97.81	2520	0.80		
16	215	83.69	5470	0.95		
19	186	72.54	5690	1.10		
20	174	67.80	5630	1.15		
24	150	58.60	5510	1.35		
28	128	49.79	5350	1.55		
31	114	44.46	5230	1.75		
36	97	37.97	5060	2.1		
39	91	35.57	4990	2.2		
46	77	29.96	4800	2.6	K 37	4
48	74	28.83	4750	2.7	KF 37	4
55	64	24.99	4590	3.1	KA 37	4
59	60	23.36	4510	3.3	KAF 37	4
68	52	20.19	4350	3.6		
80	44	17.15	4160	4.1		
90	39	15.31	4040	4.5		
105	34	13.08	3860	4.9		
114	31	12.14	3780	5.1		
132	27	10.49	3630	5.9		
155	23	8.91	3460	7.0		
176	20	7.96	3350	7.6		
203	17	6.80	3190	8.6		
217	16	6.37	3130	8.9		
257	14	5.36	2970	10		
0.55kW						
0.08	55900	16978	179800	0.90		
0.10	46500	14272	190000	1.10		
0.10	42500	13116	190000	1.20	K 187R97	4
0.12	37400	11647	190000	1.35	KH 187R97	4
0.19	23900	7343	190000	2.1		
0.12	38400	11573	150000	0.85		
0.13	33800	10264	150000	0.95		
0.16	28100	8628	150000	1.15		
0.21	21400	6562	150000	1.50	K 167R97	4
0.25	17200	5355	150000	1.85	KH 167R97	4
0.33	13200	4079	150000	2.4		

输出转速 Output speed n_a [r/min]	输出转矩 Output torque M_a [N · m]	传动比 Ratio i	径向负荷 Permitted overhung load F_{Ra} [N]	使用系数 Service factor f_B	机型号 Model	电机极数 Pole P
0.55kW						
0.20	22400	6881	109700	0.80	K 157R97	4
0.23	19300	5931	111500	0.95	KF 157R97	4
0.34	13000	3979	114400	1.40	KA 157R97	4
0.45	9940	3051	115300	1.80	KAF 157R97	4
0.31	14900	4423	76200	0.85	K 127R77	4
0.35	13000	3889	79200	1.00	KF 127R77	4
0.41	11100	3311	80200	1.20	KA 127R77	4
0.45	10000	3009	80700	1.30	KAF 127R77	4
0.52	8630	2607	81200	1.50		
0.71	6560	1926	81900	2.0	K 127R77	4
0.77	5980	1757	82100	2.2	KF 127R77	4
0.88	5220	1541	82300	2.5	KA 127R77	4
1.0	4570	1342	82400	2.8	KAF 127R77	4
1.2	3990	1177	82500	3.3		
1.3	3490	1025	82600	3.7		
0.46	10100	2977	65000	0.80	K 107R77	4
0.52	8770	2599	65000	0.90	KF 107R77	4
0.59	7690	2286	65000	1.05	KA 107R77	4
0.70	6520	1939	65000	1.25	KAF 107R77	4
0.79	5850	1713	65000	1.35	K 107R77	4
0.87	5310	1554	65000	1.50	KF 107R77	4
1.0	4570	1336	65000	1.75	KA 107R77	4
1.2	3990	1166	65000	2.0	KAF 107R77	4
1.3	3450	1030	65000	2.3		
1.5	3000	904	65000	2.7		
1.7	2700	793	65000	3.0		
2.0	2360	696	65000	3.4		
2.2	2050	615	65000	3.9		
0.95	4880	1430	40000	0.90	K 97 R57	4
1.1	4380	1261	40000	1.00	KF 97 R57	4
1.2	3820	1102	40000	1.15	KA 97 R57	4
1.4	3320	957	40000	1.30	KAF 97 R57	4
1.6	2960	855	40000	1.45		
1.8	2520	743	40000	1.70		
2.1	2220	652	40000	1.95		
2.4	1970	573	40000	2.2		
2.7	1700	504	40000	2.5		
3.1	1470	437	40000	2.9		
3.6	1300	382	40000	3.3		
4.5	1040	305	40000	4.1		
1.4	3260	951	26500	0.85	K 87 R57	4
1.6	2860	837	27100	0.95	KF 87 R57	4
1.9	2480	726	27600	1.10	KA 87 R57	4
2.1	2190	638	27900	1.25	KAF 87 R57	4
2.4	1920	562	28100	1.40		
2.9	1620	474	28400	1.65		
3.2	1450	426	28500	1.85		
3.7	1260	373	28600	2.1		
4.1	1110	330	28700	2.4		
4.6	990	294	28800	2.7		
5.4	850	250	28900	3.2		
5.8	800	236	28900	3.4		
6.8	680	201	28900	4.0		
2.5	1900	552	5780	0.80	K 77 R37	4
2.8	1670	485	14500	0.95	KF 77 R37	4
3.2	1470	428	15900	1.05	KA 77 R37	4
3.7	1270	367	17100	1.20	KAF 77 R37	4
4.2	1130	328	17800	1.35		
4.7	1000	290	18300	1.55		
5.4	870	252	18800	1.80		
6.2	760	221	19100	2.0		
7.0	670	195	19300	2.3		
7.8	600	175	19500	2.6		
8.8	530	154	19600	2.9		

输出转速 Output speed n_a [r/min]	输出转矩 Output torque M_a [N · m]	传动比 Ratio i	径向负荷 Permitted overhung load F_{Ra} [N]	使用系数 Service factor f_B	机型号 Model	电机极数 Pole P
0.55kW						
4.9	960	279	7360	0.85	K 67 R37	4
5.5	840	246	10100	0.95	KF 67 R37	4
6.2	745	217	10900	1.10	KA 67 R37	4
7.1	660	191	11500	1.25	KAF 67 R37	4
8.2	570	166	12100	1.45		
9.4	495	144	12400	1.65		
11	420	122	12700	1.95		
7.1	660	192	5180	0.90	K 57 R37	4
8.2	575	166	7850	1.05	KF 57 R37	4
9.4	495	145	8430	1.20	KA 57 R37	4
11	445	129	8680	1.35	KAF 57 R37	4
12	380	111	8970	1.60		
14	335	97	9150	1.80		
3.9	1350	174.19	28600	2.0	K 87	8
4.1	1270	164.34	28600	2.1	KF 87	8
4.6	1140	147.32	28700	2.4	KA 87	8
					KAF 87	8
4.6	1150	197.37	28700	2.3	K 87	6
5.2	1020	174.19	28800	2.7	KF 87	6
5.5	960	164.34	28800	2.8	KA 87	6
6.1	860	147.32	28900	3.1	KAF 87	6
5.0	1040	135.28	18100	1.50	K 77	8
5.3	990	128.52	18300	1.55	KF 77	8
6.0	880	113.56	18700	1.75	KA 77	8
7.0	750	97.05	19100	2.1	KAF 77	8
5.8	900	154.02	18700	1.70	K 77	6
6.7	790	135.28	19000	1.95	KF 77	6
7.0	750	128.52	19100	2.1	KA 77	6
7.9	665	113.56	19400	2.3	KAF 77	6
8.8	595	154.02	19500	2.6	K 77	4
10	520	135.28	19700	3.0	KF 77	4
11	495	128.52	19700	3.1	KA 77	4
12	440	113.56	19800	3.5	KAF 77	4
14	375	97.05	19900	4.1		
7.3	720	123.54	11100	1.15	K 67	6
8.3	630	108.03	11700	1.30	KF 67	6
8.8	600	102.62	11900	1.35	KA 67	6
10	525	90.04	12300	1.55	KAF 67	6
12	445	76.37	12600	1.85		
11	475	123.54	12500	1.70	K 67	4
13	415	108.03	12800	1.95	KF 67	4
15	350	90.04	13000	2.4	KA 67	4
18	295	76.37	13000	2.8	KAF 67	4
8.3	630	108.29	7360	0.95	K 57	6
8.8	600	102.88	7630	1.00	KF 57	6
10	525	90.26	8220	1.15	KA 57	6
12	445	76.56	8670	1.35	KAF 57	6
13	405	69.12	8870	1.50		
15	355	60.81	9070	1.70		
16	335	57.42	9150	1.80		
11	480	123.85	8520	1.25	K 57	4
13	420	108.29	8800	1.45	KF 57	4
13	395	102.88	8890	1.50	KA 57	4
15	350	90.26	9100	1.70	KAF 57	4
18	295	76.56	9300	2.0		
20	265	69.12	9410	2.2		
22	235	60.81	9520	2.6		
24	220	57.42	9560	2.7		
13	405	104.37	5880	1.00	K 47	4
15	350	90.86	6550	1.15	KF 47	4
16	330	85.12	6790	1.20	KA 47	4
18	290	75.20	7150	1.40	KAF 47	4
19	270	69.84	7310	1.50		

输出转速 Output speed n_a [r/min]	输出转矩 Output torque M_a [N · m]	传动比 Ratio i	径向负荷 Permitted overhung load F_{Ra} [N]	使用系数 Service factor f_B	机型号 Model	电机极数 Pole P
0.55kW						
21	245	63.30	7500	1.65	K 47	4
24	220	56.83	7660	1.80	KF 47	4
28	189	48.95	7830	2.1	KA 47	4
30	178	46.03	7880	2.2	KAF 47	4
23	225	58.60	4850	0.90		
27	192	49.79	4790	1.05		
31	172	44.46	4740	1.15		
36	147	37.97	4640	1.35		
38	137	35.57	4600	1.45		
45	116	29.96	4470	1.75		
47	111	28.83	4440	1.80		
54	97	24.99	4320	2.1		
58	90	23.36	4260	2.2	K 37	4
67	78	20.19	4130	2.4	KF 37	4
79	66	17.15	3980	2.7	KA 37	4
89	59	15.31	3880	3.0	KAF 37	4
104	54	13.08	3730	3.3		
112	47	12.14	3660	3.4		
130	41	10.49	3520	4.0		
153	34	8.91	3370	4.7		
171	31	7.96	3270	5.1		
200	26	6.80	3130	5.7		
214	25	6.37	3070	5.9		
254	21	5.36	2920	6.8		
0.75kW						
0.11	58400	13116	175300	0.85		
0.12	51500	11647	187300	0.95		
0.19	32800	7343	190000	1.50	K 187 R97	4
1.20	30000	6747	190000	1.65	KH 187 R97	4
0.23	26500	5991	190000	1.90		
0.16	38600	8628	150000	0.85		
0.21	29300	6562	150000	1.10		
0.26	23700	5355	150000	1.35	K 167 R97	4
0.34	18200	4079	150000	1.75	KH 167 R97	4
0.41	15100	3376	150000	2.1		
0.35	17800	3979	112300	1.00	K 157 R97	4
0.45	13600	3051	114100	1.30	KF 157 R97	4
					KA 157 R97	4
					KAF 157 R97	4
0.83	7440	1659	115900	2.4	K 157 R97	4
1.0	6040	1365	116200	3.0	KF 157 R97	4
					KA 157 R97	4
					KAF 157 R97	4
0.42	15100	3311	75800	0.85	K 127 R77	4
0.46	13700	3009	78600	0.95	KF 127 R77	4
0.53	11800	2607	79800	1.10	KA 127 R77	4
					KAF 127 R77	4
0.72	8930	1926	81100	1.45	K 127 R77	4
0.79	8150	1757	81400	1.60	KF 127 R77	4
0.90	7120	1541	81700	1.85	KA 127 R77	4
1.0	6220	1342	82000	2.1	KAF 127 R77	4
1.2	5440	1177	82200	2.4		
1.4	4750	1025	82400	2.7		
1.5	4150	899	82500	3.1		
0.81	7960	1713	65000	1.00	K 107 R77	4
0.89	7230	1554	65000	1.10	KF 107 R77	4
1.0	6210	1336	65000	1.30	KA 107 R77	4
1.2	5420	1166	65000	1.50	KAF 107 R77	4
1.3	4710	1030	65000	1.70		
1.5	4120	904	65000	1.95		
1.7	3680	793	65000	2.2		
2.0	3210	696	65000	2.5		
2.2	2800	615	65000	2.8		

输出转速 Output speed n_a [r/min]	输出转矩 Output torque M_a [N · m]	传动比 Ratio i	径向负荷 Permitted overhung load F_{Ra} [N]	使用系数 Service factor f_B	机型号 Model	电机极数 Pole P
0.75kW						
1.2	5180	1102	39700	0.85		
1.4	4490	957	40000	0.95		
1.6	4020	855	40000	1.05		
1.9	3430	743	40000	1.25		
2.1	3020	652	40000	1.40	K 97R57	4
2.4	2680	573	40000	1.60	KF 97R57	4
2.7	2320	504	40000	1.85	KA 97R57	4
3.2	2010	437	40000	2.1	KAF 97R57	4
3.6	1770	382	40000	2.4		
4.5	1420	305	40000	3.0		
5.4	1190	258	40000	3.6		
5.9	1080	232	40000	4.0		
6.9	920	199	40000	4.7		
1.9	3370	726	26300	0.80		
2.2	2970	638	26900	0.90		
2.5	2610	562	27400	1.05		
2.9	2200	474	27900	1.25	K 87R57	4
3.2	1980	426	28100	1.35	KF 87R57	4
3.7	1720	373	28300	1.55	KA 87R57	4
4.2	1520	330	28500	1.80	KAF 87R57	4
4.7	1350	294	28600	2.0		
5.5	1160	250	28700	2.3		
5.8	1100	236	28700	2.5		
6.9	930	201	28800	2.9		
3.8	1720	367	14000	0.90	K 77R37	4
4.2	1540	328	15500	1.00	KF 77R37	4
4.8	1360	290	16600	1.15	KA 77R37	4
5.5	1180	252	17500	1.30	KAF 77R37	4
6.2	1030	221	18200	1.50		
3.9	1830	176.05	40000	2.3	K 97	8
4.5	1590	153.21	40000	2.7	KF 97	8
4.9	1460	140.28	40000	3.0	KA 97	8
					KAF 97	8
4.7	1530	147.32	28500	1.75	K 87	8
5.4	1320	126.91	28600	2.0	KF 87	8
6.0	1200	115.82	28700	2.2	KA 87	8
6.7	1070	102.71	28700	2.5	KAF 87	8
5.2	1390	174.19	28600	1.95	K 87	6
5.5	1310	164.34	28600	2.1	KF 87	6
6.1	1170	147.32	28700	2.3	KA 87	6
7.1	1010	126.91	28800	2.7	KAF 87	6
7.0	1020	197.37	28800	2.6	K 87	4
7.9	900	174.19	28800	3.0	KF 87	4
8.4	850	164.34	28900	3.2	KA 87	4
9.4	765	147.32	28900	3.5	KAF 87	4
6.7	1080	135.28	18000	1.45	K 77	6
7.0	1020	128.52	18200	1.50	KF 77	6
7.9	900	113.56	18700	1.70	KA 77	6
9.3	770	97.05	19100	2.0	KAF 77	6
10	710	88.97	19200	2.2		
9.0	800	154.02	19000	1.95	K 77	4
10	700	135.28	19300	2.2	KF 77	4
11	665	128.52	19300	2.3	KA 77	4
12	590	113.56	19500	2.6	KAF 77	4
14	505	97.05	19700	3.1		
11	640	123.54	11700	1.30	K 67	4
13	560	108.03	12100	1.45	KF 67	4
15	465	90.04	12600	1.75	KA 67	4
					KAF 67	4
18	395	76.37	12800	2.1	K 67	4
20	362	68.95	13000	2.3	KF 67	4
23	315	60.66	13000	2.6	KA 67	4
24	295	57.28	13000	2.8	KAF 67	4

输出转速 Output speed n_a [r/min]	输出转矩 Output torque M_a [N · m]	传动比 Ratio i	径向负荷 Permitted overhung load F_{Ra} [N]	使用系数 Service factor f_B	机型号 Model	电机极数 Pole P
0.75kW						
11	645	123.85	7130	0.95		
13	560	108.29	7940	1.05		
13	535	102.88	8160	1.10		
15	470	90.26	8570	1.30	K 57	4
18	395	76.56	8890	1.50	KF 57	4
20	360	69.12	9060	1.65	KA 57	4
23	315	60.81	9230	1.90	KAF 57	4
24	300	57.42	9290	2.0		
28	255	48.89	9450	2.4		
31	230	44.43	9530	2.6		
18	390	75.20	6060	1.00	K 47	4
20	365	69.84	6410	1.10	KF 47	4
22	330	63.30	6790	1.20	KA 47	4
					KAF 47	4
24	295	56.83	7110	1.35		
28	255	48.95	7430	1.55	K 47	4
30	240	46.03	7540	1.65	KF 47	4
35	205	39.61	7740	1.95	KA 47	4
39	184	35.39	7760	2.2	KAF 47	4
44	162	31.30	7550	2.5		
31	230	44.46	4170	0.85		
36	197	37.97	4150	1.00		
39	185	35.57	4140	1.10		
46	156	29.96	4080	1.30		
48	150	28.83	4060	1.35		
55	130	24.99	3990	1.55		
59	121	23.36	3950	1.60		
68	105	20.19	3860	1.75	K 37	4
80	89	17.15	3750	2.0	KF 37	4
90	80	15.31	3670	2.2	KA 37	4
105	68	13.08	3550	2.4	KAF 37	4
114	63	12.14	3500	2.5		
132	54	10.49	3380	2.9		
155	46	8.91	3250	3.5		
173	41	7.96	3160	3.8		
203	35	6.80	3030	4.2		
217	33	6.37	2980	4.4		
257	28	5.36	2840	5.0		
1.1kW						
0.15	60700	9636	171000	0.80		
0.17	52400	8126	185900	0.95		
0.19	48300	7343	190000	1.05		
0.21	44300	6747	190000	1.15	KH187R97	4
0.23	39200	5991	190000	1.30		
0.26	34900	5358	190000	1.45		
0.29	31200	4817	190000	1.60		
0.32	28300	4370	190000	1.75		
0.26	35000	5355	150000	0.90		
0.29	31200	4788	150000	1.05		
0.34	26800	4079	150000	1.20	KH167R97	4
0.41	22200	3376	150000	1.45		
0.51	18000	2755	150000	1.80		
0.64	14600	2182	150000	2.2		
0.82	11300	1704	150000	2.8	K167R97	4
0.99	9330	1408	150000	3.4		
1.1	8560	1296	150000	3.7		

输出转速 Output speed n_a [r/min]	输出转矩 Output torque M_a [N · m]	传动比 Ratio i	径向负荷 Permitted overhung load F_{Ra} [N]	使用系数 Service factor f_B	机型号 Model	电机极数 Pole P
1.1kW						
0.40	22900	3516	109300	0.80	K 157R97	4
0.46	20100	3051	111100	0.90	KF 157R97	4
0.54	16900	2610	112700	1.05	KA 157R97	4
0.60	15100	2322	113500	1.20	KAF 157R97	4
0.84	11000	1659	115000	1.65		
1.0	8970	1365	115600	2.0	K 157R97	4
1.1	8030	1229	115800	2.2	KF 157R97	4
1.3	7150	1093	116000	2.5	KA 157R97	4
1.5	6160	942	116100	2.9	KAF 157R97	4
1.6	5550	854	116200	3.2		
0.73	13100	1926	79100	1.00		
0.80	11900	1757	79800	1.10		
0.91	10400	1541	80500	1.25		
1.0	9100	1342	81100	1.45		
1.2	7960	1177	81500	1.65	K 127R77	4
1.4	6950	1025	81800	1.85	KF 127R77	4
1.6	6080	899	82000	2.1	KA 127R77	4
1.8	5270	790	82200	2.5	KAF 127R77	4
2.0	4740	704	82400	2.7		
2.3	4090	610	82500	3.2		
2.5	3690	549	82500	3.5		
2.9	3180	477	82600	4.1		
1.2	7920	1166	65000	1.00		
1.4	6920	1030	65000	1.15		
1.5	6050	904	65000	1.30		
1.8	5380	793	65000	1.50	K 107R77	4
2.0	4700	696	65000	1.70	KF 107R77	4
2.3	4120	615	65000	1.95	KA 107R77	4
2.7	3500	522	65000	2.3	KAF 107R77	4
3.0	3080	461	65000	2.6		
3.4	2720	408	65000	2.9		
3.8	2450	364	65000	3.3		
4.4	2140	318	65000	3.7		
1.9	5030	743	39900	0.85		
2.2	4420	652	40000	0.95	K 97 R57	4
2.4	3910	573	40000	1.10	KF 97 R57	4
2.8	3400	504	40000	1.25	KA 97 R57	4
3.2	2940	437	40000	1.45	KAF 97 R57	4
3.7	2590	382	40000	1.65		
4.1	2300	342	40000	1.85		
3.0	3220	474	26600	0.85		
3.3	2890	426	27000	0.95		
3.8	2520	373	27500	1.05	K 87 R57	4
4.2	2230	330	27800	1.20	KF 87 R57	4
4.8	1980	294	28100	1.35	KA 87 R57	4
5.6	1700	250	28300	1.60	KAF 87 R57	4
5.9	1600	236	28400	1.70		
7.0	1360	201	28600	2.0		
3.9	2720	176.05	40000	1.60	K 97	8
4.4	2370	153.21	40000	1.80	KF 97	8
4.8	2170	140.28	40000	2.0	KA 97	8
5.5	1910	123.93	40000	2.2	KAF 97	8
5.2	2010	176.05	40000	2.1	K 97	6
6.0	1750	153.21	40000	2.5	KF 97	6
6.6	1600	140.28	40000	2.7	KA 97	6
7.4	1420	123.93	40000	3.0	KAF 97	6
7.9	1320	176.05	40000	3.3	K 97	4
9.1	1150	153.21	40000	3.7	KF 97	4
10	1050	140.28	40000	4.1	KA 97	4
					KAF 97	4
5.3	1990	174.19	28100	1.35	K 87	6
5.6	1880	164.34	28200	1.45	KF 87	6
6.2	1680	147.32	28300	1.60	KA 87	6
7.2	1450	126.91	28500	1.85	KAF 87	6

K系列斜齿轮-伞齿轮减速机/K helical- bevel geared motors

输出转速 Output speed n_a [r/min]	输出转矩 Output torque M_a [N · m]	传动比 Ratio i	径向负荷 Permitted overhung load F_{Ra} [N]	使用系数 Service factor f_B	机型号 Model	电机极数 Pole P
1.1kW						
8.0	1310	174.19	28600	2.1	K 87	4
8.5	1230	164.34	28700	2.2	KF 87	4
9.5	1110	147.32	28700	2.4	KA 87	4
11	950	126.91	28800	2.8	KAF 87	4
12	870	115.82	28800	3.1		
6.8	1540	135.28	15400	1.00	K 77	6
7.2	1470	128.52	15900	1.05	KF 77	6
8.1	1300	113.56	17000	1.20	KA 77	6
9.5	1110	97.05	17900	1.40	KAF 77	6
10	1020	135.28	18300	1.55	K 77	4
11	960	128.52	18400	1.60	KF 77	4
12	850	113.56	18800	1.80	KA 77	4
					KAF 77	4
14	730	97.05	19200	2.1	K 77	4
16	670	88.97	19300	2.3	KF 77	4
18	585	78.07	19500	2.7	KA 77	4
19	555	73.99	19600	2.8	KAF 77	4
13	810	108.03	10400	1.00	K 67	4
14	770	102.62	10700	1.05	KF 67	4
16	675	90.04	11400	1.20	KA 67	4
18	575	76.37	12000	1.45	KAF 67	4
20	515	68.95	12300	1.60		
23	455	60.66	12600	1.80	K 67	4
24	430	57.28	12700	1.90	KF 67	4
29	365	48.77	12900	2.2	KA 67	4
32	335	44.32	13000	2.5	KAF 67	4
36	290	38.39	13000	2.8		
16	675	90.26	2410	0.90		
18	575	76.56	7840	1.05		
20	520	69.12	8280	1.15		
23	455	60.81	8630	1.30		
24	430	57.42	8750	1.40	K 57	4
29	365	48.89	9020	1.65	KF 57	4
32	335	44.43	9160	1.80	KA 57	4
36	290	38.49	9330	2.1	KAF 57	4
39	270	35.70	9400	2.2		
46	225	30.28	9540	2.6		
51	205	27.34	9510	2.9		
58	181	24.05	9220	3.3		
62	170	22.71	9090	3.5		
72	145	19.34	8720	4.0		
80	132	17.57	8510	4.2		
92	114	15.22	8180	4.7	K 57	4
106	99	13.25	7880	5.1	KF 57	4
117	90	11.92	7570	4.6	KA 57	4
124	85	11.26	7450	4.9	KAF 57	4
146	72	9.59	7120	5.6		
161	65	8.71	6930	6.0		
186	57	7.55	6650	6.4		
213	49	6.57	6380	7.0		
25	425	56.83	3310	0.95	K 47	4
29	365	48.95	6360	1.10	KF 47	4
30	345	46.03	6610	1.15	KA 47	4
					KAF 47	4
35	295	39.61	7090	1.35		
40	265	35.39	7090	1.50	K 47	4
45	235	31.30	6960	1.70	KF 47	4
48	220	29.32	6890	1.80	KA 47	4
54	194	25.91	6730	2.1	KAF 47	4
64	164	21.81	6510	2.4		
72	147	19.58	6360	2.7		

输出转速 Output speed n_a [r/min]	输出转矩 Output torque M_a [N · m]	传动比 Ratio i	径向负荷 Permitted overhung load F_{Ra} [N]	使用系数 Service factor f_B	机型号 Model	电机极数 Pole P
1.1kW						
47	225	29.96	3420	0.90		
56	188	24.99	3440	1.05		
60	175	23.36	3440	1.10		
69	152	20.19	3420	1.20		
82	129	17.15	3370	1.40		
91	115	15.31	3330	1.50	K 37	4
107	98	13.08	3260	1.70	KF 37	4
115	91	12.14	3220	1.75	KA 37	4
133	79	10.49	3140	2.0	KAF 37	4
157	67	8.91	3040	2.4		
176	60	7.96	2970	2.6		
206	51	6.80	2870	2.9		
220	48	6.37	2830	3.0		
261	40	5.36	2720	3.5		
1.5kW						
0.21	60700	6747	171100	0.80		
0.24	53700	5991	183600	0.95		
0.26	47900	5358	190000	1.05	K 187 R97	4
0.29	42900	4817	190000	1.15	KH 187 R97	4
0.32	38900	4370	190000	1.30		
0.39	33000	3609	190000	1.50		
0.46	27800	3062	190000	1.80	K 187 R97	4
0.56	22800	2519	190000	2.2	KH 187 R97	4
0.62	20400	2268	190000	2.5		
0.35	36700	4079	150000	0.85		
0.42	30400	3376	150000	1.05	K 167 R97	4
0.51	24700	2755	150000	1.30	KH 167 R97	4
0.65	19900	2182	150000	1.60		
0.83	15500	1704	150000	2.1	K 167 R97	4
1.0	12800	1408	150000	2.5	KH 167 R97	4
1.1	11800	1296	150000	2.7		
0.61	20700	2322	110700	1.85	K 157 R97	4
					KF 157 R97	4
					KA 157 R97	4
					KAF 157 R97	4
0.85	15100	1659	113500	1.20		
1.0	12300	1365	114600	1.45		
1.1	11100	1229	115000	1.65	K 157 R97	4
1.3	9840	1093	115300	1.85	KF 157 R97	4
1.5	8480	942	115700	2.1	KA 157 R97	4
1.6	7650	854	115900	2.3	KAF 157 R97	4
2.5	5050	567	116300	3.6		
2.8	4490	504	116400	4.0		
2.6	4820	536	82300	2.7	K 127 R87	4
3.4	3770	418	82500	3.5	KF 127 R87	4
3.8	3330	367	82600	3.9	KA 127 R87	4
					KAF 127 R87	4
0.80	16200	1757	73400	0.80		
0.91	14200	1541	77500	0.90		
1.0	12400	1342	79500	1.05		
1.2	10900	1177	80300	1.20		
1.4	9470	1025	80900	1.35	K 127 R77	4
1.6	8300	899	81400	1.55	KF 127 R77	4
1.8	7210	790	81700	1.80	KA 127 R77	4
2.0	6480	704	81900	2.0	KAF 127 R77	4
2.3	5590	610	82200	2.3		
2.6	5040	549	82300	2.6		
3.0	4360	477	82400	3.0		
3.4	3840	418	82500	3.4		

输出转速 Output speed n_a [r/min]	输出转矩 Output torque M_a [N · m]	传动比 Ratio i	径向负荷 Permitted overhung load F_{Ra} [N]	使用系数 Service factor f_B	机型号 Model	电机极数 Pole P
1.5kW						
1.4	9460	1030	65000	0.85		
1.6	8280	904	65000	0.95		
1.8	7330	739	65000	1.10		
2.0	6420	696	65000	1.25	K 107R77	4
2.3	5640	615	65000	1.40	KF 107R77	4
2.7	4780	522	65000	1.65	KA 107R77	4
3.1	4210	461	65000	1.90	KAF 107R77	4
3.5	3720	408	65000	2.2		
3.9	3350	364	65000	2.4		
4.4	2920	318	65000	2.7		
2.5	5320	573	39500	0.80		
2.8	4650	504	40000	0.95		
3.2	4020	437	40000	1.05	K 97 R57	4
3.7	3540	382	40000	1.20	KF 97 R57	4
4.1	3140	342	40000	1.35	KA 97 R57	4
4.6	2820	305	40000	1.50	KAF 97 R57	4
5.5	2380	258	40000	1.80		
6.1	2140	232	40000	2.0		
7.1	1840	199	40000	2.3		
4.3	3040	330	26800	0.90		
4.8	2700	294	27300	1.00	K 87 R57	4
5.6	2310	250	27700	1.15	KF 87 R57	4
6.0	2180	236	27900	1.25	KA 87 R57	4
7.0	1860	201	28200	1.45	KAF 87 R57	4
7.7	1690	183	28300	1.60		
4.9	2940	143.47	65000	2.7	K 107	8
5.8	2490	121.46	65000	3.2	KF 107	8
6.2	2300	112.41	65000	3.5	KA 107	8
					KAF 107	8
4.6	3140	153.21	40000	1.35	K 97	8
5.0	2870	140.28	40000	1.50	KF 97	8
5.7	2540	123.93	40000	1.70	KA 97	8
					KAF 97	8
5.2	2740	176.05	40000	1.55	K 97	6
6.0	2390	153.21	40000	1.80	KF 97	6
6.6	2180	140.28	40000	1.95	KA 97	6
7.4	1930	123.93	40000	2.2	KAF 97	6
8.0	1790	176.05	40000	2.4	K 97	4
9.2	1560	153.21	40000	2.8	KF 97	4
10	1430	140.28	40000	3.0	KA 97	4
11	1260	123.93	40000	3.4	KAF 97	4
6.2	2290	147.32	27800	1.20	K 87	6
7.2	1980	126.91	28100	1.35	KF 87	6
7.9	1800	115.82	28200	1.50	KA 87	6
9.0	1600	102.71	28400	1.70	KAF 87	6
8.1	1770	174.19	28300	1.55		
8.6	1670	164.34	28300	1.60		
9.6	1500	147.32	28500	1.80	K 87	4
11	1290	126.91	28600	2.1	KF 87	4
12	1180	115.82	28700	2.3	KA 87	4
14	1040	102.71	28800	2.6	KAF 87	4
16	880	86.34	28800	3.1		
8.1	1770	113.56	13600	0.90	K 77	6
9.5	1510	97.05	15700	1.05	KF 77	6
10	1390	88.97	16400	1.10	KA 77	6
12	1220	78.07	17400	1.30	KAF 77	6
10	1370	135.28	16500	1.15	K 77	4
11	1310	128.52	16900	1.20	KF 77	4
12	1150	113.56	17700	1.35	KA 77	4
15	990	97.05	18400	1.55	KAF 77	4
16	900	88.97	18700	1.70		

输出转速 Output speed n_a [r/min]	输出转矩 Output torque M_a [N · m]	传动比 Ratio i	径向负荷 Permitted overhung load F_{Ra} [N]	使用系数 Service factor f_B	机型号 Model	电机极数 Pole P
1.5kW						
18	795	78.07	19000	1.95		
19	750	73.99	19100	2.1	K 77	4
22	660	64.75	19400	2.4	KF 77	4
24	595	58.34	19500	2.6	KA 77	4
28	520	51.18	19700	3.0	KAF 77	4
31	460	45.16	19800	3.4		
35	405	40.04	19800	3.8		
16	910	90.04	9370	0.90	K 67	4
18	775	76.37	10700	1.05	KF 67	4
20	700	68.95	11300	1.15	KA 67	4
23	615	60.66	11800	1.35	KAF 67	4
25	580	57.28	12000	1.40		
29	495	48.77	12400	1.65		
32	450	44.32	12600	1.80		
37	390	38.39	12800	2.0	K 67	4
40	360	35.62	12900	2.3	KF 67	4
47	305	30.22	13000	2.7	KA 67	4
52	275	27.28	13000	3.0	KAF 67	4
59	245	24.00	13000	3.3		
23	620	60.81	7480	0.95	K 57	4
25	685	57.42	7770	1.05	KF 57	4
29	495	48.89	8430	1.20	KA 57	4
32	450	44.43	8650	1.35	KAF 57	4
37	390	38.49	8920	1.55		
39	365	35.70	9040	1.65	K 57	4
47	310	30.28	9190	1.95	KF 57	4
52	280	27.34	9010	2.2	KA 57	4
59	245	24.05	8780	2.5	KAF 57	4
62	230	22.71	8670	2.6		
73	196	19.34	8360	2.9		
					K 47	4
36	400	39.61	5890	1.00	KF 47	4
40	360	35.39	6360	1.10	KA 47	4
45	320	31.30	6310	1.25	KAF 47	4
48	300	29.32	6270	1.35		
54	265	25.91	6190	1.50		
65	220	21.81	6050	1.80	K 47	4
72	199	19.58	5950	2.0	KF 47	4
84	171	16.86	5800	2.2	KA 47	4
89	161	15.86	5730	2.4	KAF 47	4
103	139	13.65	5560	2.6		
116	124	12.19	5430	2.8		
120	120	11.17	5340	2.3		
60	235	23.36	2860	0.80		
70	205	20.19	2920	0.90		
82	174	17.15	2940	1.05		
92	156	15.31	2950	1.10		
108	133	13.08	2930	1.25	K 37	4
116	123	12.14	2920	1.30	KF 37	4
134	107	10.49	2880	1.50	KA 37	4
158	91	8.91	2820	1.75	KAF 37	4
177	81	7.96	2770	1.90		
207	69	6.80	2700	2.2		
221	65	6.37	2670	2.2		
263	55	5.36	2580	2.6		
2.2kW						
0.32	57900	4370	176200	0.85	K 187 R97	4
0.50	37000	2818	190000	1.35	KH187 R97	4
0.39	48800	3609	190000	1.00		
0.46	41300	3062	190000	1.20		
0.56	33800	2519	190000	1.50	K 187 R97	4
0.62	30400	2268	190000	1.65	KH187 R97	4
0.69	27400	2054	190000	1.80		
0.77	24200	1821	190000	2.1		
0.88	21400	1605	190000	2.3		
0.51	36600	2755	150000	0.85	K 167 R97	4
0.62	29800	2263	150000	1.05	KH167 R97	4

K系列斜齿轮-伞齿轮减速机/K helical- bevel geared motors

输出转速 Output speed n_a [r/min]	输出转矩 Output torque M_a [N · m]	传动比 Ratio i	径向负荷 Permitted overhung load F_{Ra} [N]	使用系数 Service factor f_B	机型号 Model	电机极数 Pole P
2.2kW						
0.65	29500	2182	150000	1.10		
0.83	22900	1704	150000	1.40		
1.0	19000	1408	150000	1.70	K 167 R97	4
1.1	17400	1296	150000	1.85	KH 167 R97	4
1.3	14700	1101	150000	2.2		
1.5	12600	944	150000	2.5		
0.85	22400	1659	109700	0.80		
1.0	18300	1365	112000	1.00		
1.1	16500	1229	112900	1.10	K 157R97	4
1.3	14600	1093	113700	1.25	KF 157R97	4
1.5	12600	942	114500	1.45	KA 157R97	4
1.6	11400	854	114900	1.60	KAF 157R97	4
1.9	9990	756	115300	1.80		
2.6	7180	536	81700	1.80		
3.0	6310	473	82000	2.1	K 127R87	4
3.4	5600	418	82200	2.3	KF 127R87	4
3.8	4950	367	82300	2.6	KA 127R87	4
4.3	4440	330	82400	2.9	KAF 127R87	4
1.4	14000	1025	78000	0.95		
1.6	12200	899	79600	1.05		
1.8	10700	790	80400	1.20	K 127R77	4
2.0	9580	704	80900	1.35	KF 127R77	4
2.3	8280	610	81400	1.55	KA 127R77	4
2.6	7460	549	81600	1.75	KAF 127R77	4
3.0	6460	477	81900	2.0		
3.4	5680	418	82100	2.3		
2.3	8340	615	65000	0.95		
2.7	7070	522	65000	1.15		
3.1	6230	461	65000	1.30	K 107R77	4
3.5	5520	408	65000	1.45	KF 107R77	4
3.9	4940	364	65000	1.60	KA 107R77	4
4.4	4320	318	65000	1.85	KAF 107R77	4
4.9	3890	286	65000	2.1		
5.6	3410	251	65000	2.3		
3.7	5210	382	39700	0.80		
4.1	4640	342	40000	0.95	K 97 R57	4
4.6	4170	305	40000	1.05	KF 97 R57	4
5.5	3510	258	40000	1.20	KA 97 R57	4
6.1	3160	232	40000	1.35	KAF 97 R57	4
7.1	2710	199	40000	1.60		
4.9	4310	143.47	65000	1.85	K 107	8
5.8	3650	121.46	65000	2.2	KF 107	8
6.2	3370	112.41	65000	2.4	KA 107	8
6.9	3020	100.75	65000	2.7	KAF 107	8
6.1	3420	153.21	40000	1.25	K 97	6
6.7	3140	140.28	40000	1.35	KF 97	6
7.6	2770	123.93	40000	1.55	KA 97	6
8.9	2350	105.13	40000	1.85	KAF 97	6
8.0	2620	176.05	40000	1.65	K 97	4
9.2	2280	153.21	40000	1.90	KF 97	4
10	2090	140.28	40000	2.1	KA 97	4
11	1850	123.93	40000	2.3	KAF 97	4
					K 97	4
13	1570	105.13	40000	2.8	KF 97	4
15	1440	96.80	40000	3.0	KA 97	4
					KAF 97	4
9.6	2200	147.32	27900	1.25	K 87	4
11	1890	126.91	28200	1.45	KF 87	4
12	1730	115.82	28300	1.55	KA 87	4
					KAF 87	4
14	1530	102.71	28500	1.75		
16	1290	86.34	28600	2.1	K 87	4
18	1180	79.34	28700	2.3	KF 87	4
20	1050	70.46	28800	2.6	KA 87	4
22	940	63.00	28800	2.9	KAF 87	4

输出转速 Output speed n_a [r/min]	输出转矩 Output torque M_a [N · m]	传动比 Ratio i	径向负荷 Permitted overhung load F_{Ra} [N]	使用系数 Service factor f_B	机型号 Model	电机极数 Pole P
2.2kW						
12	1690	113.56	14300	0.90		
15	1450	97.05	16100	1.05	K 77	4
16	1330	88.97	16800	1.15	KF 77	4
18	1160	78.07	17600	1.35	KA 77	4
19	1100	73.99	17900	1.40	KAF 77	4
22	960	64.75	18400	1.60		
24	870	58.34	18800	1.80		
28	765	51.18	19100	2.0		
31	675	45.16	19300	2.3	K 77	4
35	595	40.04	19500	2.6	KF 77	4
40	525	35.20	19700	3.0	KA 77	4
46	460	30.89	19800	3.4	KAF 77	4
48	435	29.27	19800	3.6		
55	380	25.62	19900	4.1		
23	900	60.66	9490	0.90		
25	850	57.28	10000	0.95	K 67	4
29	725	48.77	11100	1.15	KF 67	4
32	660	44.32	11500	1.25	KA 67	4
37	570	38.39	12100	1.40	KAF 67	4
40	530	35.62	12300	1.55		
47	450	30.22	12600	1.80		
52	405	27.28	12800	2.0		
59	360	24.00	13000	2.2		
62	340	22.66	13000	2.3		
73	285	19.30	13000	2.6		
80	260	17.54	13000	2.8	K 67	4
93	225	15.19	13000	3.1	KF 67	4
107	197	13.22	13000	3.4	KA 67	4
113	186	12.48	13000	2.8	KAF 67	4
133	158	10.63	13000	3.2		
146	144	9.66	13000	3.3		
169	125	8.37	13000	3.5		
194	109	7.28	12700	3.9		
32	660	44.43	5100	0.90	K 57	4
37	575	38.49	7850	1.05	KF 57	4
39	530	35.70	8080	1.15	KA 57	4
47	450	30.28	8250	1.35	KAF 57	4
52	405	27.34	8160	1.45		
59	360	24.05	8030	1.65		
62	340	22.71	7970	1.75	K 57	4
73	290	19.34	7760	2.0	KF 57	4
80	260	17.57	7630	2.1	KA 57	4
93	225	15.22	7430	2.4	KAF 57	4
106	197	13.25	7220	2.6		
118	178	11.92	6890	2.3		
125	168	11.26	6810	2.5		
					K 47	4
54	385	25.91	5260	1.05	KF 47	4
65	325	21.81	5260	1.25	KA 47	4
72	290	19.58	5240	1.35	KAF 47	4
84	250	16.86	5190	1.50		
89	235	15.86	5160	1.60	K 47	4
103	205	13.65	5070	1.75	KF 47	4
116	182	12.19	4990	1.95	KA 47	4
120	175	11.77	4890	1.60	KAF 47	4
133	157	10.56	4810	1.80		
155	136	9.10	4690	2.1		
108	195	13.08	2370	0.85		
134	156	10.49	2430	1.00	K 37	4
158	133	8.91	2440	1.20	KF 37	4
177	119	7.96	2430	1.30	KA 37	4
207	101	6.80	2410	1.50	KAF 37	4
221	95	6.37	2400	1.55		
263	80	5.36	2350	1.75		
3.0kW					K 187 R97	4
0.50	51300	2818	187700	0.95	KH 187 R97	4

输出转速 Output speed n_a [r/min]	输出转矩 Output torque M_a [N · m]	传动比 Ratio i	径向负荷 Permitted overhung load F_{Ra} [N]	使用系数 Service factor f_B	机型号 Model	电机极数 Pole P
3.0kW						
0.46	57100	3062	177600	0.90		
0.56	46800	2519	190000	1.05		
0.62	42100	2268	190000	1.20		
0.68	38000	2054	190000	1.30		
0.77	33600	1821	190000	1.50	K 187 R97	4
0.87	29700	1605	190000	1.70	KH 187 R97	4
1.0	25600	1395	190000	1.95		
1.2	22100	1196	190000	2.3		
0.82	31700	1704	150000	1.00		
0.99	26200	1408	150000	1.20		
1.1	24100	1296	150000	1.35		
1.3	20300	1101	150000	1.55	K 167 R97	4
1.5	17500	944	150000	1.85	KH 167 R97	4
1.7	15500	843	150000	2.1		
1.9	14000	757	150000	2.3		
1.1	22800	1229	109400	0.80		
1.3	20300	1093	111000	0.90		
1.5	17500	942	112400	1.05	K 157 R97	4
1.6	15800	854	113200	1.15	KF 157 R97	4
1.9	13900	756	114000	1.30	KA 157 R97	4
2.5	10500	567	115200	1.70	KAF 157 R97	4
2.8	9310	504	115500	1.95		
2.6	9940	536	80700	1.30		
3.0	8750	473	81200	1.50	K 127 R87	4
3.3	7760	418	81500	1.70	KF 127 R87	4
3.8	6840	367	81800	1.90	KA 127 R87	4
4.2	6140	330	82000	2.1	KAF 127 R87	4
4.9	5300	287	82200	2.5		
1.8	14800	790	76500	0.90		
2.0	13200	704	79100	1.00	K 127 R77	4
2.3	11400	610	80000	1.15	KF 127 R77	4
2.5	10300	549	80600	1.25	KA 127 R77	4
2.9	8920	477	81100	1.45	KAF 127 R77	4
3.3	7840	418	81500	1.65		
3.0	8610	461	65000	0.95		
3.4	7620	408	65000	1.05		
3.8	6820	364	65000	1.15		
4.4	5960	318	65000	1.35		
4.9	5370	286	65000	1.50	K 107 R77	4
5.6	4700	251	65000	1.70	KF 107 R77	4
6.3	4150	222	65000	1.95	KA 107 R77	4
7.1	3670	196	65000	2.2	KAF 107 R77	4
8.1	3250	174	65000	2.2		
9.1	2880	154	65000	2.5		
10	2610	140	65000	2.8		
5.4	4840	258	40000	0.90	K 97 R57	4
6.0	4360	232	40000	1.00	KF 97 R57	4
7.0	3740	199	40000	1.15	KA 97 R57	4
					KAF 97 R57	4
5.0	5710	143.47	65000	1.40	K 107	8
5.9	4830	121.46	65000	1.65	KF 107	8
6.4	4470	112.41	65000	1.80	KA 107	8
7.2	4010	100.75	65000	2.0	KAF 107	8
7.9	3620	90.96	65000	2.2		
6.6	4370	143.47	65000	1.85	K 107	6
7.7	3700	121.46	65000	2.2	KF 107	6
8.4	3430	112.41	65000	2.3	KA 107	6
9.3	3070	100.75	65000	2.6	KAF 107	6
					K 107	4
9.8	2940	143.47	65000	2.7	KF 107	4
12	2490	121.46	65000	3.2	KA 107	4
					KAF 107	4
7.6	3780	123.93	40000	1.15	K 97	6
8.9	3200	105.13	40000	1.35	KF 97	6
9.7	2950	96.80	40000	1.45	KA 97	6
11	2640	86.52	40000	1.65	KAF 97	6

输出转速 Output speed n_a [r/min]	输出转矩 Output torque M_a [N · m]	传动比 Ratio i	径向负荷 Permitted overhung load F_{Ra} [N]	使用系数 Service factor f_B	机型号 Model	电机极数 Pole P
3.0kW						
7.9	3600	176.05	40000	1.20	K 97	4
9.1	3140	153.21	40000	1.35	KF 97	4
10	2870	140.28	40000	1.50	KA 97	4
11	2540	123.93	40000	1.70	KAF 97	4
13	2150	105.13	40000	2.0		
14	1980	96.80	40000	2.2		
16	1770	86.52	40000	2.4	K 97	4
18	1590	77.89	40000	2.7	KF 97	4
20	1440	70.54	40000	3.0	KA 97	4
22	1280	62.55	40000	3.4	KAF 97	4
25	1160	56.55	40000	3.7		
9.5	3010	147.32	26900	0.90	K 87	4
11	2600	126.91	27400	1.05	KF 87	4
12	2370	115.82	27700	1.15	KA 87	4
14	2100	102.71	28000	1.30	KAF 87	4
16	1770	86.34	28300	1.55		
18	1620	79.34	28400	1.65		
20	1440	70.46	28500	1.85	K 87	4
22	1290	63.00	28600	2.1	KF 87	4
25	1160	56.64	28700	2.3	KA 87	4
28	1010	49.16	28800	2.7	KAF 87	4
32	900	44.02	28800	2.9		
38	745	36.52	28400	3.3		
16	1820	88.97	13100	0.85		
18	1600	78.07	15000	0.95	K 77	4
19	1510	73.99	15600	1.00	KF 77	4
22	1330	64.75	16800	1.15	KA 77	4
24	1190	58.34	17500	1.30	KAF 77	4
27	1050	51.18	18100	1.50		
31	920	45.16	18600	1.70	K 77	4
35	820	40.04	18900	1.90	KF 77	4
40	720	35.20	19200	2.2	KA 77	4
45	630	30.89	19400	2.5	KAF 77	4
32	910	44.32	9450	0.90		
36	785	38.39	10600	1.00	K 67	4
39	730	35.62	11100	1.15	KF 67	4
46	620	30.22	11800	1.35	KA 67	4
51	560	27.28	12100	1.45	KAF 67	4
58	490	24.00	12500	1.65		
62	465	22.66	12600	1.70		
73	395	19.30	12800	1.95		
80	360	17.54	13000	2.1	K 67	4
92	310	15.19	13000	2.2	KF 67	4
106	270	13.22	13000	2.5	KA 67	4
112	255	12.48	13000	2.1	KAF 67	4
132	220	10.63	13000	2.3		
145	198	9.66	13000	2.4		
46	620	30.28	7180	0.95	K 57	4
51	560	27.34	7190	1.05	KF 57	4
58	490	24.05	7180	1.20	KA 57	4
					KAF 57	4
62	465	22.71	7160	1.30		
72	395	19.34	7080	1.45		
80	360	17.57	7020	1.55		
92	310	15.22	6890	1.70		
106	270	13.25	6750	1.90	K 57	4
117	245	19.92	6420	1.70	KF 57	4
124	230	11.26	6370	1.80	KA 57	4
146	196	9.59	6200	2.1	KAF 57	4
161	178	8.71	6090	2.2		
189	154	7.55	5920	2.4		
213	134	6.57	5750	2.6		
72	400	19.58	4430	1.00	K 47	4
83	345	16.86	4490	1.10	KF 47	4
88	325	15.86	4500	1.15	KA 47	4
					KAF 47	4

K系列斜齿轮-伞齿轮减速机/K helical- bevel geared motors

输出转速 Output speed n_a [r/min]	输出转矩 Output torque M_a [N · m]	传动比 Ratio i	径向负荷 Permitted overhung load F_{Ra} [N]	使用系数 Service factor f_B	机型号 Model	电机极数 Pole P
3.0kW						
103	280	13.65	4510	1.30		
115	250	12.19	4490	1.40		
119	240	11.77	4370	1.15		
133	215	10.56	4350	1.30	K 47	4
154	186	9.10	4290	1.50	KF 47	4
164	175	8.56	4270	1.55	KA 47	4
190	151	7.36	4190	1.65	KAF47	4
213	135	6.58	4120	1.80		
241	119	5.81	4030	1.95		
157	182	8.91	2000	0.90		
176	163	7.96	2040	0.95	K 37	4
206	139	6.80	2080	1.10	KF 37	4
220	130	6.37	2080	1.10	KA 37	4
261	110	5.36	2090	1.30	KAF37	4
4.0kW						
1..7	20300	835	190000	2.5	K 187 R107	4
2.7	12600	520	190000	4.0	KH 187 R107	4
0.56	61900	2519	168800	0.80		
0.63	55600	2268	180200	0.90		
0.69	50300	2054	189400	1.00		
0.78	44500	1821	190000	1.10		
0.88	39300	1605	190000	1.25	K 187 R97	4
1.0	34000	1395	190000	1.45	KH 187 R97	4
1.2	29200	1196	190000	1.70		
1.4	25600	1046	190000	1.95		
1.5	23100	945	190000	2.2		
1.0	34600	1408	150000	0.90		
1.1	31900	1296	150000	1.00		
1.3	26900	1101	150000	1.20		
1.5	23100	944	150000	1.40	K 167 R97	4
1.7	20500	843	150000	1.55	KH 167 R97	4
1.9	18500	757	150000	1.75		
2.2	15400	632	150000	2.1		
1.7	20900	854	110600	0.85		
1.9	18400	756	112000	1.00	K 157 R97	4
2.5	13800	567	114000	1.30	KF 157 R97	4
2.8	12300	504	114600	1.45	KA 157 R97	4
3.3	10600	434	115100	1.70	KAF 157 R97	4
2.7	13100	536	79100	1.00		
3.0	11600	473	79900	1.10		
3.4	10300	418	80600	1.25	K 127 R87	4
3.9	9040	367	81100	1.45	KF 127 R87	4
4.3	8120	330	81400	1.60	KA 127 R87	4
5.0	7010	287	81800	1.85	KAF 127 R87	4
5.6	6200	253	82000	2.1		
2.3	15100	610	75800	0.85	K 127 R77	4
2.6	13600	549	78800	0.95	KF 127 R77	4
3.0	11800	477	79800	1.10	KA 127 R77	4
3.4	10300	418	80500	1.25	KAF 127 R77	4
3.9	8990	364	650000	0.90		
4.5	7860	318	650000	1.00		
5.0	7080	286	650000	1.15		
5.7	6200	251	650000	1.30	K 107 R77	4
6.4	5470	222	650000	1.45	KF 107 R77	4
7.2	4840	196	650000	1.65	KA 107 R77	4
8.2	4290	174	650000	1.70	KAF 107 R77	4
9.2	3800	154	650000	1.90		
10	3440	140	650000	2.1		
					K 97 R57	4
7.1	4930	199	40000	0.85	KF 97 R57	4
					KA 97 R57	4
					KAF 97 R57	4
5.3	7220	132.14	81700	1.80	K 127	8
5.9	6500	122.48	81900	2.0	KF 127	8
6.5	5850	110.18	82100	2.2	KA 127	8
					KAF 127	8

输出转速 Output speed n_a [r/min]	输出转矩 Output torque M_a [N · m]	传动比 Ratio i	径向负荷 Permitted overhung load F_{Ra} [N]	使用系数 Service factor f_B	机型号 Model	电机极数 Pole P
4.0kW						
6.6	5810	146.07	82100	2.2	K 127	6
7.1	5420	136.14	82200	2.4	KF 127	6
7.8	4870	122.48	82300	2.7	KA 127	6
8.7	4380	110.18	82400	3.0	KAF 127	6
6.4	5960	112.41	65000	1.35	K 107	8
7.2	5340	100.75	65000	1.50	KF 107	8
7.9	4830	90.96	65000	1.65	KA 107	8
8.7	4380	82.61	65000	1.85	KAF 107	8
6.7	5710	143.47	65000	1.40	K 107	6
7.9	4830	121.46	65000	1.65	KF 107	6
8.5	4470	112.41	65000	1.80	KA 107	6
9.5	4010	100.75	65000	2.0	KAF 107	6
11	3620	90.96	65000	2.2		
9.9	3860	143.47	65000	2.1		
12	3270	121.46	65000	2.5		
13	3020	112.41	65000	2.7	K 107	4
14	2710	100.75	65000	3.0	KF 107	4
16	2450	90.96	65000	3.3	KA 107	4
17	2220	82.61	65000	3.6	KAF 107	4
19	1970	73.30	65000	4.1		
9.3	4120	153.21	40000	1.05	K 97	4
10	3770	140.28	40000	1.15	KF 97	4
11	3330	123.93	40000	1.30	KA 97	4
					KAF 97	4
14	2830	105.13	40000	1.50	K 97	4
15	2600	96.80	40000	1.65	KF 97	4
16	2330	86.52	40000	1.85	KA 97	4
18	2100	77.89	40000	2.0	KAF 97	4
20	1900	70.54	40000	2.3		
12	3120	115.82	26700	0.85	K 87	4
14	2760	102.71	27200	1.00	KF 87	4
16	2320	86.34	27700	1.15	KA 87	4
18	2130	79.34	27900	1.25	KAF 87	4
20	1900	70.46	28200	1.40		
23	1690	63.00	28300	1.60	K 87	4
25	1520	56.64	28500	1.75	KF 87	4
29	1320	49.16	28600	2.0	KA 87	4
32	1180	44.02	28300	2.2	KAF 87	4
39	980	36.52	27300	2.5		
22	1740	64.75	13900	0.90		
24	1570	58.34	15200	1.00	K 77	4
28	1380	51.18	16500	1.15	KF 77	4
31	1210	45.16	17400	1.30	KA 77	4
35	1080	40.04	18000	1.45	KAF 77	4
37	1030	38.39	18200	1.45		
40	950	35.20	18500	1.65		
46	830	30.89	18900	1.85	K 77	4
49	785	29.27	19000	1.95	KF 77	4
55	690	25.62	19300	2.2	KA 77	4
62	620	23.08	19500	2.5	KAF 77	4
70	545	20.25	19600	2.8		
47	810	30.22	10400	1.00	K 67	4
52	735	27.28	11000	1.10	KF 67	4
59	645	24.00	11600	1.25	KA 67	4
63	610	22.66	11800	1.30	KAF 67	4
74	520	19.30	12300	1.45		
81	470	17.54	12500	1.55		
94	410	15.19	12800	1.70		
107	355	13.22	13000	1.90	K 67	4
114	335	12.48	13000	1.60	KF 67	4
134	285	10.63	13000	1.75	KA 67	4
147	260	9.66	12900	1.85	KAF 67	4
170	225	8.37	12500	1.95		
195	196	7.28	12100	2.1		

输出转速 Output speed n_a [r/min]	输出转矩 Output torque M_a [N · m]	传动比 Ratio i	径向负荷 Permitted overhung load F_{Ra} [N]	使用系数 Service factor f_B	机型号 Model	电机极数 Pole P
4.0kW						
59	645	24.05	6120	0.95		
63	610	22.71	6160	1.00		
73	520	19.34	6220	1.10		
81	475	17.57	6230	1.15		
93	410	15.22	6210	1.30		
107	355	13.25	6150	1.45	K 57	4
119	320	11.92	5810	1.30	KF 57	4
126	305	11.26	5790	1.35	KA 57	4
148	260	9.59	5700	1.55	KAF 57	4
163	235	8.71	5640	1.65		
188	205	7.55	5530	1.80		
216	177	6.57	5400	1.95		
5.5kW						
0.79	61100	1821	170200	0.80		
0.89	53900	1605	183200	0.95		
1.0	46700	1395	190000	1.05		
1.2	40100	1196	190000	1.25	K 187 R97	4
1.4	35100	1046	190000	1.45	KH 187 R97	4
1.5	31700	945	190000	1.60		
1.9	24800	738	190000	2.0		
2.3	20800	621	190000	2.4		
1.3	36900	1101	150000	0.85		
1.5	31700	944	150000	1.00		
1.7	28200	843	150000	1.15		
1.9	25400	757	150000	1.25		
2.3	21200	632	150000	1.50	K 167 R97	4
2.5	18700	561	150000	1.70	KH 167 R97	4
3.0	16100	481	150000	2.0		
3.4	14100	423	150000	2.3		
2.2	22100	661	109900	0.80		
2.5	19000	567	111700	0.95	K 157 R97	4
2.8	16900	504	112700	1.05	KF 157 R97	4
3.3	14500	434	113800	1.25	KA 157 R97	4
3.8	12700	379	114500	1.40	KAF 157 R97	4
4.3	11100	333	115000	1.60		
3.4	14100	418	77800	0.90		
3.9	12400	367	79500	1.05		
4.3	11100	330	80200	1.15		
5.0	9620	287	80800	1.35	K 127R87	4
5.6	8510	253	81300	1.55	KF 127R87	4
6.7	7150	213	81700	1.80	KA 127R87	4
7.1	6740	200	81900	1.80	KAF 127R87	4
8.6	5580	166	82200	2.2		
9.8	4920	147	82300	2.4		
6.4	7490	222	65000	1.05		
7.3	6640	196	65000	1.20	K 107 R77	4
8.2	5870	174	65000	1.25	KF 107 R77	4
9.3	5200	154	65000	1.40	KA 107 R77	4
10	4720	140	65000	1.55	KAF 107 R77	4
4.7	11100	150.41	115000	1.60	K 157	8
5.8	9050	122.39	115500	2.0	KF 157	8
7.1	7410	100.22	115900	2.4	KA 157	8
7.8	6780	91.65	116000	2.7	KAF 157	8
5.2	10100	136.14	80700	1.30	K 127	8
5.8	9060	122.48	81100	1.45	KF 127	8
6.4	8150	110.18	81400	1.60	KA 127	8
7.9	6650	89.89	81900	1.95	KAF 127	8
7.1	7450	136.14	81600	1.75	K 127	6
7.8	6700	122.48	81900	1.95	KF 127	6
8.7	6030	110.18	82100	2.2	KA 127	6
11	4920	89.89	82300	2.6	KAF 127	6
8.5	6150	112.41	65000	1.30	K 107	6
9.5	5510	100.75	65000	1.45	KF 107	6
11	4980	90.96	65000	1.60	KA 107	6
12	4520	82.61	65000	1.75	KAF 107	6

输出转速 Output speed n_a [r/min]	输出转矩 Output torque M_a [N · m]	传动比 Ratio i	径向负荷 Permitted overhung load F_{Ra} [N]	使用系数 Service factor f_B	机型号 Model	电机极数 Pole P
5.5kW						
10	5270	143.47	65000	1.50		
12	4460	121.46	65000	1.80	K 107	4
13	4130	112.41	65000	1.95	KF 107	4
14	3700	100.75	65000	2.2	KA 107	4
16	3340	90.96	65000	2.4	KAF 107	4
17	3030	82.61	65000	2.6		
12	4550	123.93	40000	0.95	K 97	4
14	3860	105.13	40000	1.10	KF 97	4
15	3560	96.80	40000	1.20	KA 97	4
17	3180	86.52	40000	1.35	KAF 97	4
18	2860	77.89	40000	1.50	K 97	4
20	2590	70.54	40000	1.65	KF 97	4
23	2300	62.55	40000	1.85	KA 97	4
25	2080	56.55	39700	2.1	KAF 97	4
30	1760	47.93	38600	2.4		
17	3170	86.34	26600	0.85	K 87	4
18	2910	79.34	27000	0.95	KF 87	4
20	2590	70.46	27400	1.05	KA 87	4
23	2310	63.00	27500	1.15	KAF 87	4
25	2080	56.64	27300	1.30		
29	1810	49.16	26900	1.50	K 87	4
32	1620	44.02	26500	1.60	KF 87	4
39	1340	36.52	25800	1.85	KA 87	4
46	1150	31.39	25200	2.3	KAF 87	4
51	1020	27.88	24700	2.5		
32	1660	45.16	14600	0.95	K 77	4
36	1470	40.04	15900	1.05	KF 77	4
46	1130	30.89	17800	1.35	KA 77	4
49	1070	29.27	18000	1.45	KAF 77	4
56	940	25.62	18500	1.65		
62	850	23.08	18800	1.85		
71	745	20.25	19100	2.0	K 77	4
80	655	17.87	19400	2.2	KF 77	4
90	580	15.84	19200	2.4	KA 77	4
106	495	13.52	18600	2.7	KAF 77	4
116	455	12.36	17900	2.2		
132	400	10.86	17400	2.5		
60	880	24.00	9720	0.90		
63	830	22.66	10200	0.95	K 67	4
74	710	19.30	11200	1.05	KF 67	4
82	645	17.54	11600	1.15	KA 67	4
94	560	15.19	12100	1.25	KAF 67	4
108	485	13.22	12500	1.40		
115	460	12.48	12600	1.15		
135	390	10.63	12400	1.30	K 67	4
148	355	9.66	12200	1.35	KF 67	4
171	305	8.37	11900	1.45	KA 67	4
196	265	7.28	11600	1.55	KAF 67	4
81	645	17.57	5080	0.85		
94	560	15.22	5210	0.95		
108	485	13.25	5280	1.05		
120	440	11.92	4920	0.95	K 57	4
127	415	11.26	4950	1.00	KF 57	4
149	350	9.59	4990	1.15	KA 57	4
164	320	8.71	4990	1.20	KAF 57	4
190	275	7.55	4960	1.30		
218	240	6.57	4910	1.45		
7.5kW						
1.7	38200	835	190000	1.30		
2.0	33300	729	190000	1.50	K 187R107	4
2.3	28400	622	190000	1.75	KH187R107	4

输出转速 Output speed n_a [r/min]	输出转矩 Output torque M_a [N · m]	传动比 Ratio i	径向负荷 Permitted overhung load F_{Ra} [N]	使用系数 Service factor f_B	机型号 Model	电机极数 Pole P
7.5kW						
1.2	55000	1196	181400	0.90		
1.4	48000	1046	190000	1.05		
1.5	43400	945	190000	1.15	K 187R97	4
1.9	33900	738	190000	1.45	KH 187R97	4
2.3	28500	621	190000	1.75		
2.7	24100	527	190000	2.1		
1.7	38700	843	150000	0.85		
1.9	34700	757	150000	0.90		
2.3	29000	632	150000	1.10		
2.5	25700	561	150000	1.25	K 167R97	4
3.0	22100	481	150000	1.45	KH 167R97	4
3.4	19400	423	150000	1.65		
3.9	16900	369	150000	1.90		
3.3	19900	434	111200	0.90	K 157R97	4
3.8	17400	379	112500	1.05	KF 157R97	4
4.3	15300	333	113500	1.20	KA 157R97	4
4.9	13300	291	114200	1.35	KAF 157R97	4
4.3	15200	330	75500	0.85		
5.0	13200	287	79100	1.00		
5.6	11600	253	79900	1.10	K 127R87	4
6.7	9790	213	80800	1.35	KF 127R87	4
7.1	9220	200	81000	1.30	KA 127R87	4
8.6	7640	166	81600	1.55	KAF 127R87	4
9.8	6740	147	81900	1.80		
4.4	16400	164.50	150000	1.95	K 167	8
5.3	13400	134.99	150000	2.4	KH 167	8
5.8	12300	164.50	150000	2.6	K 167	6
7.1	10100	134.99	150000	3.2	KH 167	6
6.4	11200	150.41	114900	1.60	K 157	6
7.8	9130	122.39	115500	1.95	KF 157	6
9.6	7480	100.22	115900	2.4	KA 157	6
10	6840	91.65	116000	2.6	KAF 157	6
12	5950	79.75	116200	3.0		
7.1	10200	136.14	80600	1.30	K 127	6
7.8	9140	122.48	81000	1.40	KF 127	6
8.7	8220	110.18	81400	1.60	KA 127	6
11	6710	89.89	81900	1.95	KAF 127	6
9.8	7320	146.07	81700	1.80		
11	6820	136.14	81800	1.90		
12	6130	122.48	82000	2.1	K 127	4
13	5520	110.18	82200	2.4	KF 127	4
16	4500	89.89	82400	2.9	KA 127	4
17	4110	81.98	82500	3.2	KAF 127	4
20	3550	70.95	82600	3.7		
10	7190	143.47	65000	1.10	K 107	4
12	6080	121.46	65000	1.30	KF 107	4
13	5630	112.41	65000	1.40	KA 107	4
					KAF 107	4
14	5050	100.75	65000	1.60		
16	4560	90.96	64200	1.75		
17	4140	82.61	63200	1.95		
20	3670	73.30	61900	2.2	K 107	4
22	3330	66.52	60900	2.4	KF 107	4
25	2860	57.17	59100	2.8	KA 107	4
29	2500	49.90	57500	3.1	KAF 107	4
34	2120	42.33	55500	3.5		
39	1850	37.00	53800	3.9		
15	4850	96.80	38300	0.90	K 97	4
17	4330	86.52	38300	1.00	KF 97	4
18	3900	77.89	38100	1.10	KA 97	4
20	3530	70.54	37900	1.20	KAF 97	4
23	3130	62.55	37500	1.35		

输出转速 Output speed n_a [r/min]	输出转矩 Output torque M_a [N · m]	传动比 Ratio i	径向负荷 Permitted overhung load F_{Ra} [N]	使用系数 Service factor f_B	机型号 Model	电机极数 Pole P
7.5kW						
25	2830	56.55	37100	1.50	K 97	4
30	2400	47.93	36400	1.80	KF 97	4
34	2100	41.87	35600	2.0	KA 97	4
37	1920	38.30	35100	2.2	KAF97	4
42	1710	34.23	34400	2.5		
23	3160	63.00	24100	0.85	K 87	4
25	2840	56.64	24200	0.95	KF 87	4
29	2460	49.16	24200	1.10	KA 87	4
32	2200	44.02	24200	1.20	KAF87	4
39	1830	36.52	23900	1.35		
46	1570	31.39	23500	1.70		
51	1400	27.88	23200	1.85		
57	1250	24.92	22800	2.0	K 87	4
64	1120	22.41	22500	2.0	KF 87	4
74	970	19.45	21900	2.4	KA 87	4
82	870	17.42	21500	2.5	KAF87	4
89	800	16.00	20600	2.2		
99	725	14.45	20700	2.9		
46	1550	30.89	15400	1.00	K 77	4
49	1470	29.27	16000	1.05	KF 77	4
56	1280	25.62	17000	1.20	KA 77	4
62	1160	23.08	17700	1.35	KAF77	4
71	1010	20.25	18300	1.50		
80	890	17.87	18600	1.60		
90	795	15.84	18200	1.75		
106	675	13.52	17800	2.0	K 77	4
116	620	12.36	17000	1.60	KF 77	4
132	545	10.84	16700	1.80	KA 77	4
150	480	9.56	16300	1.95	KAF77	4
169	425	8.48	15900	2.1		
198	365	7.24	15400	2.3		
9.2kW						
1.7	46700	835	190000	1.05		
2.0	40700	729	190000	1.25		
2.3	34700	622	190000	1.45	K 187R107	4
2.8	29100	520	190000	1.70	KH 187R107	4
3.2	25300	454	190000	1.95		
1.4	58600	1046	174800	0.85		
1.5	53000	945	184900	0.95		
2.0	41400	738	190000	1.20	K 187R97	4
2.3	34800	621	190000	1.45	KH 187R97	4
2.7	29500	527	190000	1.70		
4.5	17800	318	150000	1.80		
5.2	15500	278	150000	2.1		
5.9	13600	244	150000	2.3	K 167R107	4
6.8	11900	213	150000	2.7	KH 167R107	4
7.0	11500	206	150000	2.8		
2.3	35400	632	150000	0.90		
2.6	31300	561	150000	1.00		
3.0	27000	481	150000	1.20	K 167R97	4
3.4	23700	423	150000	1.35	KH 167R97	4
3.9	20600	369	150000	1.55		
3.7	21400	385	110300	0.85	K 157R107	4
4.4	18100	325	112100	1.00	KF 157R107	4
4.8	16700	299	112800	1.10	KA 157R107	4
5.7	14100	253	113900	1.25	KAF157R107	4
6.2	12800	230	114400	1.40		
					K 157R97	4
3.8	21200	379	110400	0.85	KF 157R97	4
4.3	18600	333	111900	0.95	KA 157R97	4
4.9	16300	291	113000	1.10	KAF157R97	4
5.7	14200	253	77500	0.90		
6.8	11900	213	79800	1.10	K 127R87	4
7.2	11200	200	80100	1.05	KF 127R87	4
8.7	9320	166	81000	1.30	KA 127R87	4
9.8	8230	147	81400	1.45	KAF127R87	4

输出转速 Output speed n_a [r/min]	输出转矩 Output torque M_a [N · m]	传动比 Ratio i	径向负荷 Permitted overhung load F_{Ra} [N]	使用系数 Service factor f_B	机型号 Model	电机极数 Pole P
9.2kW						
11	8310	136.14	81300	1.55	K 127	4
12	7470	122.48	81600	1.75	KF 127	4
13	6720	110.18	8190	1.95	KA 127	4
16	5480	89.89	82200	2.4	KAF 127	4
18	5000	81.98	82300	2.6		
13	6860	112.41	62400	1.15	K 107	4
14	6150	100.75	61800	1.30	KF 107	4
16	5550	90.96	61100	1.45	KA 107	4
					KAF 107	4
17	5040	82.61	60400	1.60		
20	4470	73.30	59400	1.80	K 107	4
22	4060	66.52	58600	1.95	KF 107	4
25	3490	57.17	57100	2.3	KA 107	4
29	3040	49.90	55700	2.6	KAF 107	4
34	2580	42.33	54000	2.8		
18	4750	77.89	35100	0.90	K 97	4
20	4300	70.54	35100	1.00	KF 97	4
23	3820	62.55	35100	1.15	KA 97	4
25	3450	56.55	34900	1.25	KAF 97	4
30	2920	47.93	34400	1.45		
34	2550	41.87	34000	1.70	K 97	4
38	2340	38.30	33600	1.85	KF 97	4
42	2090	34.23	33100	2.1	KA 97	4
47	1880	30.82	32500	2.3	KAF 97	4
52	1700	27.91	32000	2.5		
58	1510	24.75	31300	2.8		
29	3000	49.16	22000	0.90	K 87	4
33	2690	44.02	22200	0.95	KF 87	4
39	2230	36.52	22200	1.10	KA 87	4
46	1910	31.39	22100	1.40	KAF 87	4
52	1700	27.88	21900	1.55		
58	1520	24.92	21700	1.65		
64	1370	22.41	21400	1.70		
74	1190	19.45	21000	1.95	K 87	4
83	1060	17.42	20700	2.1	KF 87	4
90	980	16.00	19700	1.85	KA 87	4
100	880	14.45	20000	2.4	KAF 87	4
115	765	12.56	19500	2.6		
129	680	11.17	18600	2.2		
144	610	10.00	18200	2.5		
62	1410	23.08	16300	1.10	K 77	4
71	1240	20.25	17300	1.20	KF 77	4
81	1090	17.87	17600	1.35	KA 77	4
91	970	15.84	17400	1.45	KAF 77	4
107	820	13.52	17000	1.60		
117	755	12.36	16300	1.35	K 77	4
133	660	10.84	16000	1.50	KF 77	4
151	585	9.56	15700	1.60	KA 77	4
170	515	8.48	15400	1.70	KAF 77	4
199	440	7.24	14900	1.85		
11.0kW						
1.7	55900	835	179700	0.90		
2.0	48800	729	190000	1.05		
2.3	41600	622	190000	1.20	K 187R107	4
2.8	34800	520	190000	1.45	KH 187R107	4
3.2	30400	454	190000	1.65		
4.1	23800	355	190000	2.1		
2.0	49600	738	190000	1.00		
2.3	41700	621	190000	1.20	K 187R97	4
2.7	35300	527	190000	1.40	KH 187R97	4
4.5	21300	318	150000	1.50		
5.2	18600	278	150000	1.70		
5.9	16300	244	150000	1.95	K 167R107	4
6.8	14200	213	150000	2.2	KH 167R107	4
7.0	13700	206	150000	2.3		

输出转速 Output speed n_a [r/min]	输出转矩 Output torque M_a [N · m]	传动比 Ratio i	径向负荷 Permitted overhung load F_{Ra} [N]	使用系数 Service factor f_B	机型号 Model	电机极数 Pole P
11.0kW						
2.6	37500	561	150000	0.85		
3.0	32300	481	150000	1.00	K 167 R97	4
3.4	28300	423	150000	1.15	KH 167 R97	4
3.9	24700	369	150000	1.30		
4.3	22300	333	109700	0.80	K 157 R97	4
4.9	19500	291	111400	0.90	KF 157 R97	4
					KA 157 R97	4
					KAF 157 R97	4
6.8	14300	213	77400	0.90	K 127 R87	4
7.2	13500	200	78900	0.90	KF 127 R87	4
8.7	11200	166	80100	1.10	KA 127 R87	4
9.8	9850	147	80700	1.20	KAF 127 R87	4
5.3	19700	134.99	150000	1.60	K 167	8
6.6	16000	109.83	150000	2.0	KH 167	8
5.8	18000	164.50	150000	1.80	K 167	6
7.1	14800	134.99	150000	2.2	KH 167	6
8.8	12000	164.50	150000	2.7	K 167	
11	9850	134.99	150000	3.2	KH 167	
5.9	17900	122.39	112300	1.00	K 157	8
7.2	14600	100.22	113700	1.25	KF 157	8
7.9	13400	91.65	114200	1.35	KA 157	8
9.0	11600	79.75	114800	1.55	KAF 157	8
6.4	16500	150.41	112900	1.10		
7.8	13400	122.39	114200	1.35	K 157	6
9.6	11000	100.22	115000	1.65	KF 157	6
10	10000	91.65	115300	1.80	KA 157	6
12	8730	79.75	115600	2.1	KAF 157	6
9.6	11000	150.41	115000	1.65	K 157	4
12	8930	122.39	115600	2.0	KF 157	4
14	7310	100.22	115900	2.5	KA 157	4
16	6690	91.65	116000	2.7	KAF 157	4
11	9930	136.14	80700	1.30		
12	8930	122.48	81100	1.45	K 127	4
13	8040	110.18	81400	1.60	KF 127	4
16	6560	89.89	81900	2.0	KA 127	4
18	5980	81.98	82100	2.2	KAF 127	4
20	5180	70.95	82300	2.5		
13	8200	112.41	58400	1.00	K 107	4
14	7350	100.75	58300	1.10	KF 107	4
16	6630	90.96	58000	1.20	KA 107	4
17	6030	82.61	57500	1.35	KAF 107	4
20	5350	73.30	56900	1.50		
22	4850	66.52	56200	1.65	K 107	4
25	4170	57.17	55100	1.90	KF 107	4
29	3640	49.90	54000	2.2	KA 107	4
34	3090	42.33	52500	2.4	KAF 107	4
39	2700	37.00	51200	2.7		
20	5150	70.54	32200	0.85	K 97	4
23	4560	62.55	32500	0.95	KF 97	4
25	4130	56.55	32500	1.05	KA 97	4
30	3500	47.93	32500	1.25	KAF 97	4
34	3050	41.87	32200	1.40		
38	2790	38.30	32000	1.55		
42	2500	34.23	31600	1.70	K 97	4
47	2250	30.82	31300	1.90	KF 97	4
52	2040	27.91	30800	2.1	KA 97	4
58	1800	24.75	30300	2.4	KAF 97	4
64	1630	22.37	29800	2.6		

K系列斜齿轮-伞齿轮减速机/K helical- bevel geared motors

输出转速 Output speed n_a [r/min]	输出转矩 Output torque M_a [N · m]	传动比 Ratio i	径向负荷 Permitted overhung load F_{Ra} [N]	使用系数 Service factor f_B	机型号 Model	电机极数 Pole P
11.0kW						
33	3210	44.02	20000	0.80		
39	2660	36.52	20400	0.95	K 87	4
46	2290	31.39	20600	1.20	KF 87	4
52	2030	27.88	20600	1.30	KA 87	4
58	1820	24.92	20500	1.40	KAF 87	4
64	1630	22.41	20300	1.40		
74	1420	19.45	20100	1.60		
83	1270	17.42	19800	1.75		
90	1170	16.00	18800	1.55	K 87	4
100	1050	14.45	19400	2.0	KF 87	4
115	920	12.56	18900	2.2	KA 87	4
129	810	11.17	18000	1.85	KAF 87	4
144	730	10.00	17700	2.1		
174	605	8.29	17100	2.3		
200	525	7.21	16700	2.5		
62	1680	23.08	14400	0.90		
71	1480	20.25	15900	1.00		
81	1300	17.87	16600	1.10		
91	1160	15.84	16500	1.20	K 77	4
107	990	13.52	16300	1.35	KF 77	4
117	900	12.36	15500	1.10	KA 77	4
133	790	10.84	15300	1.25	KAF 77	4
151	700	9.56	15100	1.35		
170	620	8.48	14800	1.45		
199	530	7.24	14500	1.55		
15.0kW						
2.3	56100	622	179400	0.90		
2.8	47000	520	190000	1.05		
3.2	41000	454	190000	1.20	K 187 R107	4
4.1	32100	355	190000	1.55	KH 187 R107	4
5.6	23600	261	190000	2.1		
4.6	28700	318	150000	1.10		
5.3	25000	278	150000	1.30		
6.0	22000	244	150000	1.45		
6.8	19200	213	150000	1.65	K 167 R107	4
7.1	18500	206	150000	1.75	KH 167 R107	4
8.1	16200	180	150000	1.95		
9.1	14400	160	150000	2.2		
6.3	20700	230	110700	0.85		
6.9	19200	213	116000	0.95	K 157 R107	4
7.8	16800	187	112800	1.05	KF 157 R107	4
9.3	14200	157	113900	1.25	KA 157 R107	4
12	11000	122	115000	1.65	KAF 157 R107	4
14	9630	107	115400	1.85		
5.4	26600	179.86	190000	1.90	K 187	6
5.9	24400	165.21	190000	2.0	KH 187	6
7.2	19900	134.99	150000	1.60	K 167	6
8.8	16200	109.83	150000	1.95	KH 167	6
8.9	16100	164.50	150000	2.0	K 167	
11	13200	134.99	150000	2.4	KH 167	
7.9	18100	122.39	112200	1.00		
9.7	14800	100.22	113700	1.20	K 157	6
11	13500	91.65	114100	1.35	KF 157	6
12	11800	79.75	114800	1.55	KA 157	6
14	10400	70.38	115200	1.75	KAF 157	6
9.7	14800	150.41	113700	1.20		
12	12000	122.39	114700	1.50	K 157	4
15	9830	100.22	114200	1.85	KF 157	4
16	8990	91.65	112500	2.0	KA 157	4
18	7820	79.75	109600	2.3	KAF 157	4

输出转速 Output speed n_a [r/min]	输出转矩 Output torque M_a [N · m]	传动比 Ratio i	径向负荷 Permitted overhung load F_{Ra} [N]	使用系数 Service factor f_B	机型号 Model	电机极数 Pole P
15.0kW						
11	13400	136.14	79000	0.95	K 127	4
12	12000	122.48	79700	1.10	KF 127	4
13	10800	110.18	80300	1.20	KA 127	4
					KAF 127	4
16	8820	89.89	81200	1.45		
18	8040	81.98	81400	1.60	K 127	4
21	6960	70.95	81600	1.85	KF 127	4
23	6140	62.60	80000	2.1	KA 127	4
27	5300	54.07	78000	2.5	KAF 127	4
31	4690	47.82	76200	2.8		
16	8920	90.96	50900	0.90	K 107	4
18	8110	82.61	51100	1.00	KF 107	4
20	7190	73.30	51200	1.10	KA 107	4
22	6530	66.52	51000	1.25	KAF 107	4
26	5610	57.17	50600	1.45		
29	4900	49.90	50000	1.60	K 107	4
34	4150	42.33	49100	1.75	KF 107	4
39	3630	37.00	48200	2.0	KA 107	4
45	3210	32.69	47300	2.2	KAF 107	4
47	3070	31.28	47000	2.2		
50	2840	29.00	46400	2.5		
30	4700	47.93	28100	0.90	K 97	4
35	4110	41.87	28400	1.05	KF 97	4
38	3760	38.30	28500	1.15	KA 97	4
43	3360	34.23	28500	1.30	KAF 97	4
47	3020	30.82	28400	1.40		
52	2740	27.91	28300	1.55	K 97	4
59	2430	24.75	28000	1.75	KF 97	4
65	2190	22.37	27700	1.95	KA 97	4
77	1860	18.96	27200	2.3	KAF 97	4
88	1620	16.56	26600	2.7		
47	3080	31.39	17300	0.90		
52	2730	27.88	17600	0.95	K 87	4
59	2440	24.92	17800	1.00	KF 87	4
65	2200	22.41	18000	1.05	KA 87	4
75	1910	19.45	18000	1.20	KAF 87	4
84	1710	17.42	18000	1.30		
91	1570	16.00	16800	1.15		
101	1420	14.45	17800	1.50	K 87	4
116	1230	12.56	17600	1.60	KF 87	4
131	1100	11.17	16600	1.35	KA 87	4
146	980	10.00	16400	1.55	KAF 87	4
176	810	8.29	16000	1.70		
202	705	7.21	15700	1.85		
18.5kW						
2.8	57800	520	176300	0.85		
3.2	50400	454	189200	1.00		
4.1	39500	355	190000	1.25	K 187R 107	4
5.6	29000	261	190000	1.70	KH 187R 107	4
6.6	24600	221	190000	2.0		
4.6	35300	318	150000	0.90		
5.3	30800	278	150000	1.05		
6.0	27100	244	150000	1.20		
6.9	23600	213	150000	1.35		
7.1	22800	206	150000	1.40	K 167R 107	4
8.1	20000	180	150000	1.60	KH 167R 107	4
9.2	17700	160	150000	1.80		
11	15000	135	150000	2.1		
12	13100	118	150000	2.4		
7.8	20700	187	110700	0.85	K 157R107	4
9.3	17400	157	112500	1.05	KF 157R107	4
12	13600	122	114100	1.35	KA 157R107	4
14	11900	107	112300	1.50	KAF157R107	4
5.4	32800	179.86	190000	1.55		
5.9	30100	165.21	190000	1.65	K 187	6
6.7	26300	144.59	190000	1.90	KH 187	6
7.5	23600	129.69	190000	2.1		

输出转速 Output speed n_a [r/min]	输出转矩 Output torque M_a [N · m]	传动比 Ratio i	径向负荷 Permitted overhung load F_{Ra} [N]	使用系数 Service factor f_B	机型号 Model	电机极数 Pole P
18.5kW						
8.1	21700	179.86	190000	2.3		
8.9	19900	165.21	190000	2.5		
10	17400	144.59	190000	2.9	K 187	4
11	15600	129.69	190000	3.2	KH 187	4
11	16300	134.99	150000	1.95		
13	13200	109.83	150000	2.4	K 167	4
17	10600	87.86	150000	3.0	KH 167	4
9.7	18300	100.22	112100	1.00	K 157	6
11	16700	91.65	112800	1.10	KF 157	6
12	14500	79.75	111500	1.25	KA 157	6
14	12800	70.38	109900	1.40	KAF 157	6
12	14800	122.39	111600	1.20		
15	12100	100.22	109100	1.50		
16	11100	91.65	107800	1.65		
18	9620	79.75	105600	1.85	K 157	4
21	8490	70.38	103400	2.1	KF 157	4
24	7360	61.02	100700	2.5	KA 157	4
27	6550	54.29	98500	2.8	KAF 157	4
31	5640	46.79	95500	3.2		
39	4580	38.02	91300	3.9		
13	13300	110.18	79000	1.00	K 127	4
16	10800	89.89	79000	1.20	KF 127	4
18	9890	81.98	78500	1.30	KA 127	4
					KAF 127	4
21	8560	70.95	77500	1.50		
23	7550	62.60	76400	1.70		
27	6520	54.07	74800	2.0	K 127	4
31	5770	47.82	73400	2.2	KF 127	4
36	4850	40.19	71300	2.7	KA 127	4
40	4370	36.25	69900	3.0	KAF 127	4
47	3780	31.37	68000	3.4		
53	3340	27.68	66200	3.9		
20	8840	73.30	46300	0.90	K 107	4
22	8020	66.52	46600	1.00	KF 107	4
26	6890	57.17	46800	1.15	KA 107	4
29	6020	49.90	46700	1.30	KAF 107	4
35	5100	42.33	46300	1.45		
40	4460	37.00	45700	1.60		
45	3940	32.69	45100	1.85		
47	3770	31.28	44900	1.80	K 107	4
51	3500	29.00	44400	2.1	KF 107	4
56	3170	26.32	43800	2.3	KA 107	4
65	2730	22.62	42700	2.6	KAF 107	4
74	2380	19.74	41700	3.0		
88	2020	16.75	40400	3.5		
35	5050	41.87	25100	0.85	K 97	4
48	3720	30.82	26000	1.15	KF 97	4
53	3360	27.91	26000	1.30	KA 97	4
59	2980	24.75	26000	1.45	KAF 97	4
65	2700	22.37	25900	1.60		
77	2290	18.96	25700	1.90	K 97	4
88	2000	16.56	25300	2.2	KF 97	4
106	1670	13.85	24800	2.6	KA 97	4
122	1450	11.99	24300	2.7	KAF 97	4
59	3000	24.92	15600	0.85		
65	2700	22.41	15900	0.85		
75	2340	19.45	16200	1.00		
84	2100	17.42	16400	1.05	K 87	4
101	1740	14.45	16500	1.20	KF 87	4
117	1510	12.56	16400	1.30	KA 87	4
131	1350	11.17	15400	1.10	KAF 87	4
147	1210	10.00	15300	1.25		
177	1000	8.29	15100	1.40		
203	870	7.21	14900	1.50		

输出转速 Output speed n_a [r/min]	输出转矩 Output torque M_a [N · m]	传动比 Ratio i	径向负荷 Permitted overhung load F_{Ra} [N]	使用系数 Service factor f_B	机型号 Model	电机极数 Pole P
22kW						
3.2	60000	454	172300	0.85		
4.1	47000	355	190000	1.05		
5.6	34500	261	190000	1.45		
6.6	29300	221	190000	1.70	K 187 R107	4
7.6	25600	193	190000	1.95	KH 187 R107	4
8.9	21600	163	190000	2.3		
5.3	36700	278	150000	0.85		
6.0	32200	244	150000	1.00		
6.9	28200	213	150000	1.15		
7.1	27200	206	150000	1.20	K 167 R107	4
8.1	23800	180	150000	1.35	KH 167 R107	4
9.2	21100	160	150000	1.50		
11	17900	135	150000	1.80		
12	15600	118	150000	2.0		
9.3	20800	157	109800	0.85	K 157 R107	4
12	16200	122	108600	1.10	KF 157 R107	4
14	14100	107	107300	1.25	KA 157 R107	4
					KAF 157 R107	4
5.4	39000	179.86	190000	1.30		
5.9	35800	165.21	190000	1.40		
6.7	31300	144.59	190000	1.60	K 187	4
7.5	28100	129.69	190000	1.80	KH 187	4
8.6	24400	112.60	190000	2.0		
8.1	25800	179.86	190000	1.95		
8.9	23700	165.21	190000	2.1	K 187	4
10	20700	144.59	190000	2.4	KH 187	4
11	18600	129.69	190000	2.7		
11	19400	134.99	150000	1.65		
13	15700	109.83	150000	2.0	K 167	4
17	12600	87.86	150000	2.5	KH 167	4
19	11200	78.14	150000	2.9		
9.7	21700	100.22	105900	0.85	K 157	6
11	19900	91.65	105900	0.90	KF 157	6
12	17300	79.75	105500	1.05	KA 157	6
14	15200	70.38	104600	1.20	KAF157	6
16	13200	61.02	103300	1.35		
12	17600	122.39	105500	1.05		
15	14400	100.22	104100	1.25		
16	13100	91.65	103200	1.35		
18	11400	79.75	101600	1.55	K 157	4
21	10100	70.38	99800	1.80	KF 157	4
24	8750	61.02	97700	2.1	KA 157	4
27	7790	54.29	95800	2.3	KAF157	4
31	6710	46.79	93200	2.7		
39	5450	38.02	89400	3.3		
16	12900	89.89	73900	1.00	K 127	4
18	11800	81.98	73800	1.10	KF 127	4
21	10200	70.95	73400	1.30	KA 127	4
23	8980	62.60	72800	1.45	KAF127	4
27	7750	54.07	71700	1.70		
31	6860	47.82	70700	1.90		
36	5760	40.19	69000	2.3	K 127	4
40	5200	36.25	67800	2.5	KF 127	4
47	4500	31.37	66200	2.9	KA 127	4
53	3970	27.68	64600	3.3	KAF127	4
61	3430	23.91	62800	3.8		
69	3030	21.15	61200	4.3		
26	8200	57.17	43000	1.00	K 107	4
29	7160	49.90	43300	1.10	KF 107	4
35	6070	42.33	43400	1.20	KA 107	4
					KAF107	4

输出转速 Output speed n_a [r/min]	输出转矩 Output torque M_a [N · m]	传动比 Ratio i	径向负荷 Permitted overhung load F_{Ra} [N]	使用系数 Service factor f_B	机型号 Model	电机极数 Pole P
22kW						
40	5310	37.00	43200	1.35		
45	4690	32.69	42900	1.55		
47	4490	31.28	42800	1.50		
51	4160	29.00	42500	1.75		
56	3770	26.32	42000	1.90	K 107	4
65	3240	22.62	41200	2.2	KF 107	4
74	2830	19.74	40400	2.5	KA 107	4
88	2400	16.75	39300	2.9	KAF107	4
100	2100	14.64	38400	3.3		
109	1930	13.43	36800	2.2		
125	1680	11.73	35900	2.6		
147	1430	9.94	34800	2.9		
48	4420	30.82	23500	0.95	K 97	4
53	4000	27.91	23800	1.05	KF 97	4
59	3550	24.75	24100	1.20	KA 97	4
65	3210	22.37	24200	1.35	KAF97	4
77	2720	18.96	24100	1.60		
88	2370	16.56	24000	1.80	K 97	4
106	1990	13.85	23700	2.2	KF 97	4
122	1720	11.99	23300	2.3	KA 97	4
141	1490	10.41	21800	1.90	KAF97	4
168	1250	8.71	21300	2.1		
75	2790	19.45	14400	0.80		
84	2500	17.42	14800	0.90		
101	2070	14.45	15100	1.00	K 87	4
117	1800	12.56	15300	1.10	KF 87	4
131	1600	11.17	14200	0.95	KA 87	4
147	1430	10.00	14200	1.05	KAF87	4
177	1190	8.29	14300	1.20		
203	1030	7.21	14200	1.25		
30kW						
5.6	47000	261	190000	1.05		
6.6	39800	221	190000	1.25	K 187 R107	4
7.6	34800	193	190000	1.45	KH 187 R107	4
9.0	29400	163	190000	1.70		
6.9	38300	213	150000	0.85		
7.1	37000	206	150000	0.85		
8.1	32400	180	150000	1.00	K 167 R107	4
9.2	28700	160	150000	1.10	KH 167 R107	4
11	24400	135	150000	1.30		
12	21300	118	150000	1.50		
8.2	35100	179.86	190000	1.45		
8.9	32200	165.21	190000	1.55		
10	28200	144.59	190000	1.75		
11	25300	129.69	190000	2.0	K 187	4
13	21900	112.60	190000	2.3	KH 187	4
14	19900	102.16	190000	2.5		
17	17200	88.00	190000	2.9		
13	21400	109.83	150000	1.50		
17	17100	87.86	150000	1.85		
19	15200	78.14	150000	2.1	K 167	4
22	13300	68.07	150000	2.4	KH 167	4
24	11800	60.74	150000	2.7		
15	19500	100.22	92700	0.90		
16	17900	91.65	92800	1.00		
18	15500	79.75	92400	1.15		
21	13700	70.38	91800	1.30	K 157	4
24	11900	61.02	90700	1.50	KF 157	4
27	10600	54.29	89500	1.70	KA 157	4
31	9120	46.79	87800	1.95	KAF157	4
39	7410	38.02	85100	2.4		
47	6100	31.30	82200	3.0		

输出转速 Output speed n_a [r/min]	输出转矩 Output torque M_a [N · m]	传动比 Ratio i	径向负荷 Permitted overhung load F_{Ra} [N]	使用系数 Service factor f_B	机型号 Model	电机极数 Pole P
30kW						
21	13800	70.95	64200	0.95		
23	12200	62.60	64600	1.05		
27	10500	54.07	64700	1.25		
31	9320	47.82	64400	1.40	K 127	4
37	7830	40.19	63700	1.65	KF 127	4
41	7060	36.25	63100	1.85	KA 127	4
47	6110	31.37	62000	2.1	KAF127	4
53	5390	27.68	61000	2.4		
62	4660	23.91	59600	2.8		
35	8250	42.33	36100	0.90	K 107	4
40	7210	37.00	37600	1.00	KF 107	4
47	6100	31.28	38000	1.10	KA 107	4
					KAF107	4
51	5650	29.00	38000	1.25		
56	5130	26.32	38000	1.40		
65	4410	22.62	37700	1.65		
74	3850	19.74	37400	1.85	K 107	4
88	3260	16.75	36700	2.2	KF 107	4
100	2850	14.64	36100	2.4	KA 107	4
109	2620	13.43	34400	1.65	KAF107	4
125	2280	11.73	33800	1.90		
148	1940	9.94	33000	2.2		
169	1690	8.69	32200	2.4		
59	4820	24.75	19600	0.90		
66	4360	22.37	20100	1.00		
78	3690	18.96	20700	1.15	K 97	4
89	3230	16.56	21000	1.35	KF 97	4
106	2700	13.85	21200	1.60	KA 97	4
123	2340	11.99	21100	1.65	KAF97	4
141	2030	10.41	19500	1.40		
169	1700	8.71	19400	1.55		
37kW						
5.6	58000	261	176000	0.85		
6.6	49200	221	190000	1.00	K 187 R107	4
7.6	43000	193	190000	1.15	KH 187 R107	4
9.0	36300	163	190000	1.40		
8.1	40000	180	150000	0.80		
9.2	35500	160	150000	0.90	K 167 R107	4
11	30100	135	150000	1.05	KH 167 R107	4
12	26300	118	150000	1.20		
8.2	43200	179.86	190000	1.15		
8.9	39700	165.21	190000	1.25		
10	34800	144.59	190000	1.45		
11	31200	129.69	190000	1.60	K 187	4
13	27100	112.60	190000	1.85	KH 187	4
14	24600	102.16	190000	2.0		
17	21200	88.00	190000	2.4		
13	26400	109.83	150000	1.20		
17	21100	87.86	150000	1.50		
19	18800	78.14	150000	1.70		
22	16400	68.07	150000	1.95	K 167	4
24	14600	60.74	150000	2.2	KH 167	4
28	12400	51.77	150000	2.6		
					K 157	4
16	22000	91.65	83600	0.80	KF 157	4
18	19200	79.75	84500	0.95	KA 157	4
					KAF157	4
21	16900	70.38	84800	1.05		
24	14700	61.02	84600	1.25	K 157	4
27	13000	54.29	84100	1.40	KF 157	4
31	11200	46.79	83200	1.60	KA 157	4
39	9140	38.02	81300	1.95	KAF157	4
47	7520	31.30	79100	2.4		
23	15000	62.60	57500	0.85	K 127	4
27	13000	54.07	58500	1.00	KF 127	4
31	11500	47.82	59000	1.15	KA 127	4
37	9660	40.19	59100	1.35	KAF127	4

输出转速 Output speed n_a [r/min]	输出转矩 Output torque M_a [N · m]	传动比 Ratio i	径向负荷 Permitted overhung load F_{Ra} [N]	使用系数 Service factor f_B	机型号 Model	电机极数 Pole P
37kW						
41	8710	36.25	59000	1.50		
47	7540	31.37	58500	1.70		
53	6650	27.68	57800	1.95		
62	5740	23.91	56900	2.3	K 127	4
70	5080	21.15	56000	2.6	KF 127	4
83	4270	17.77	54500	3.0	KA 127	4
102	3450	14.35	52500	3.5	KAF127	4
115	3070	12.79	50200	2.8		
137	2580	10.74	48600	3.1		
169	2090	8.68	46600	3.5		
40	8890	37.00	29000	0.80		
47	7520	31.28	33000	0.90		
51	6970	29.00	34200	1.05		
56	6320	26.32	34500	1.15	K 107	4
65	5440	22.62	34700	1.30	KF 107	4
74	4740	19.74	34700	1.50	KA 107	4
88	4020	16.75	34500	1.75	KAF107	4
100	3520	14.64	34200	1.95		
109	3230	13.34	32300	1.35		
125	2820	11.73	32000	1.55		
148	2390	9.94	31400	1.75		
169	2090	8.69	30900	1.95		
45kW						
6.6	59800	221	172600	0.85	K 187 R107	4
7.6	52300	193	186100	1.95	KH187 R107	4
9.0	44200	163	190000	1.15		
11	36600	135	150000	0.85	K 167 R107	4
12	32000	118	150000	1.00	KH167 R107	4
8.2	52600	179.86	185500	0.95		
8.9	48300	165.21	190000	1.05		
10	42300	144.59	190000	1.20		
11	37900	129.69	190000	1.30	K 187	4
13	32900	112.60	190000	1.50	KH 187	4
14	29900	102.16	190000	1.65		
17	25700	88.00	190000	1.95		
20	21600	73.96	187700	2.3		
13	32100	109.83	150000	1.00		
17	25700	87.86	150000	1.25		
19	22800	78.14	150000	1.40		
22	19900	68.07	150000	1.60	K 167	4
24	17800	60.74	149000	1.80	KH 167	4
28	15100	51.77	145600	2.1		
34	12500	42.89	140600	2.5		
21	20600	70.38	76800	0.85		
24	17800	61.02	77700	1.00		
27	15900	54.29	77900	1.15	K 157	4
31	13700	46.79	77800	1.30	KF 157	4
39	11100	38.02	76900	1.60	KA 157	4
47	9150	31.30	75500	1.95	KAF157	4
53	8080	27.62	74300	2.2		
61	7000	23.95	72800	2.6		
69	6230	21.31	71500	2.9		
80	5370	18.37	69700	3.3		
31	14000	47.82	52800	0.95	K 127	4
37	11700	40.19	53900	1.10	KF 127	4
41	10600	36.25	54200	1.25	KA 127	4
					KAF127	4
47	9170	31.37	54400	1.40		
53	8090	27.68	54200	1.60		
62	6990	23.91	53800	1.85		
70	6180	21.15	53200	2.1	K 127	4
83	5190	17.77	52200	2.5	KF 127	4
102	4190	14.35	50700	2.9	KA 127	4
115	3740	12.79	48300	2.3	KAF127	4
137	3140	10.74	47000	2.5		
169	2540	8.68	45300	2.8		

输出转速 Output speed n_a [r/min]	输出转矩 Output torque M_a [N · m]	传动比 Ratio i	径向负荷 Permitted overhung load F_{Ra} [N]	使用系数 Service factor f_B	机型号 Model	电机极数 Pole P
45kW						
51	8480	29.00	25600	0.85	K 107	4
56	7690	26.32	28300	0.95	KF 107	4
65	6610	22.62	31000	1.10	KA 107	4
74	5770	19.74	31700	1.25	KAF107	4
88	4890	16.75	31900	1.45		
100	4280	14.64	31900	1.60	K 107	4
109	3930	13.43	29900	1.10	KF 107	4
125	3430	11.73	29900	1.25	KA 107	4
148	2910	9.94	29600	1.45	KAF107	4
169	2540	8.69	29300	1.60		
55kW						
10	51500	144.59	187400	0.95		
11	46200	129.69	190000	1.10		
13	40100	112.60	188500	1.25		
14	36400	102.16	187100	1.35	K 187	4
17	31300	88.00	184200	1.60	KH 187	4
20	26300	73.96	180200	1.90		
23	22800	64.04	176300	2.2		
17	31300	87.86	145300	1.00		
19	27800	78.14	144600	1.15		
22	24200	68.07	143300	1.30		
24	21600	60.74	141700	1.50	K 167	4
28	18400	51.77	139100	1.75	KH 167	4
34	15300	42.89	135400	2.1		
40	13000	36.61	131900	2.5		
24	21700	61.02	69000	0.85		
27	19300	54.29	70200	0.95		
32	16700	46.79	71200	1.10		
39	13500	38.02	71500	1.35	K 157	4
47	11100	31.30	71000	1.60	KF 157	4
53	9840	27.62	70400	1.85	KA 157	4
62	8530	23.95	69400	2.1	KAF157	4
69	7590	21.31	68400	2.4		
80	6540	18.37	67000	2.8		
99	5310	14.92	64800	3.4		
117	4510	12.65	62900	3.8		
37	14300	40.19	47400	0.90	K 127	4
47	11200	31.37	49300	1.15	KF 127	4
53	9850	27.68	49700	1.30	KA 127	4
					KAF127	4
62	8510	23.91	49900	1.55		
70	7530	21.15	49800	1.75	K 127	4
83	6330	17.77	49300	2.0	KF 127	4
103	5110	14.35	48300	2.4	KA 127	4
115	4550	12.79	45900	1.85	KAF127	4
137	3830	10.74	45000	2.1		
170	3090	8.68	43600	2.3		
75kW						
11	62800	129.69	164100	0.80		
13	54500	112.60	166100	0.90		
14	49400	102.16	166600	1.00		
17	42600	88.00	166600	1.15	K 187	4
20	35800	73.96	165300	1.40	KH 187	4
23	31000	64.04	163400	1.60		
28	25800	53.36	160100	1.95		
33	22000	45.50	156700	2.3		
19	37800	78.14	126100	0.85		
22	32900	68.07	127100	0.95		
24	29400	60.74	127300	1.10		
29	25100	51.77	126800	1.30		
35	20800	42.89	125200	1.55	K 167	4
40	17700	36.61	123200	1.80	KH 167	4
46	15600	32.25	121300	2.0		
51	13900	28.77	119300	2.3		
60	11900	24.52	116300	2.7		

输出转速 Output speed n_a [r/min]	输出转矩 Output torque M_a [N · m]	传动比 Ratio i	径向负荷 Permitted overhung load F_{Ra} [N]	使用系数 Service factor f_B	机型号 Model	电机极数 Pole P
75kW						
39	18400	38.02	60800	1.00		
47	15100	31.30	62200	1.20		
54	13400	27.62	62600	1.35	K 157	4
62	11600	23.95	62600	1.55	KF 157	4
69	10300	21.31	62400	1.75	KA 157	4
81	8890	18.37	61800	2.0	KAF157	4
99	7220	14.92	60500	2.5		
117	6120	12.65	59300	2.8		
47	15200	31.37	39200	0.85		
53	13400	27.68	40800	0.95		
62	11600	23.91	42200	1.10	K 127	4
70	10200	21.15	42900	1.25	KF 127	4
83	8600	17.77	43500	1.50	KA 127	4
103	6940	14.35	43700	1.75	KAF127	4
116	6190	12.79	41100	1.40		
138	5200	10.74	41000	1.55		
171	4200	8.68	40400	1.70		
90kW						
14	59300	102.16	151300	0.85		
17	51100	88.00	153400	1.00		
20	42900	73.96	154200	1.15		
23	37200	64.04	153800	1.35	K 187	4
28	31000	53.36	152200	1.60	KH 187	4
33	26400	45.50	149900	1.90		
35	24700	42.51	148700	2.0		
38	22400	38.57	146900	2.2		
22	39500	68.07	115100	0.80		
24	35300	60.74	116600	0.90		
29	30100	51.77	117600	1.05		
35	24900	42.89	117600	1.30		
40	21300	36.61	116700	1.50	K 167	4
46	18700	32.25	115500	1.70	KH 167	4
51	16700	28.77	114200	1.90		
60	14200	24.52	111900	2.2		
73	11800	20.32	108800	2.7		
85	10100	17.34	106000	3.2		
39	22100	38.02	52700	0.80		
47	18200	31.30	55500	1.00		
54	16000	27.62	56700	1.10	K 157	4
62	13900	23.95	57500	1.30	KF 157	4
69	12400	21.31	57900	1.45	KA 157	4
81	10700	18.37	57900	1.70	KAF157	4
99	8670	14.92	57400	2.1		
117	7350	12.65	56600	2.3		
62	13900	23.91	36400	0.95		
70	12300	21.15	37800	1.05	K 127	4
83	10300	17.77	39200	1.25	KF 127	4
103	8330	14.35	40200	1.45	KA 127	4
116	7420	12.79	37600	1.15	KAF127	4
138	6240	10.74	38000	1.30		
171	5040	8.68	38000	1.45		
110kW						
17	62300	88.00	136000	0.80		
20	52300	73.96	139500	0.95		
23	45300	64.04	141000	1.10		
28	37700	53.36	141500	1.30		
33	32200	45.50	140800	1.55	K 187	4
35	30100	42.51	140200	1.65	KH 187	4
39	27300	38.57	139100	1.85		
45	23500	33.23	137000	2.1		
53	19800	27.92	134000	2.5		
29	36600	51.77	105500	0.85		
35	30300	52.89	107500	1.05		
41	25900	36.61	108100	1.25		
46	22800	32.25	107900	1.40	K 167	4
52	20400	28.77	107400	1.55	KH 167	4
61	17300	24.52	106100	1.85		
73	14400	20.32	104000	2.2		
86	12300	17.34	101800	2.6		

输出转速 Output speed n_a [r/min]	输出转矩 Output torque M_a [N · m]	传动比 Ratio i	径向负荷 Permitted overhung load F_{Ra} [N]	使用系数 Service factor f_B	机型号 Model	电机极数 Pole P
110kW						
62	16900	23.95	50800	1.05	K 157	4
70	15100	21.31	51900	1.20	KF 157	4
81	13000	18.37	52700	1.40	KA 157	4
100	10600	14.92	53100	1.70	KAF 157	4
117	8950	12.65	53000	1.90		
132kW						
20	62800	73.96	123300	0.80		
23	54400	64.04	127000	0.90		
28	45300	53.36	129800	1.10		
33	38600	45.50	130800	1.30		
35	36100	42.51	130900	1.40	K 187	4
39	32700	38.57	130700	1.55	KH 187	4
45	28200	33.23	129800	1.75		
53	23700	27.92	127900	2.1		
61	20500	24.18	125900	2.3		
74	17100	20.15	122800	2.6		
86	14600	17.18	119700	2.8		
35	36400	42.89	96400	0.90		
41	31100	36.61	98600	1.05		
46	27400	32.25	99600	1.15		
52	24400	28.77	99900	1.30	K 167	
61	20800	24.52	99800	1.55	KH 167	
73	17200	20.32	98700	1.85		
86	14700	17.34	97300	2.2		
62	20300	23.95	43400	0.90	K 157	4
70	18100	21.31	45300	1.00	KF 157	4
81	15600	18.37	47000	1.15	KA 157	4
100	12700	14.92	48500	1.40	KAF 157	4
117	10700	12.65	49100	1.60		
160kW						
28	54900	53.36	114900	0.90		
33	46800	45.50	118100	1.05		
45	34200	33.23	120500	1.45		
53	28700	27.92	120100	1.75	K 187A	4
61	24900	24.18	119100	1.90	KH 187A	4
74	20700	20.15	117200	2.1		
86	17700	17.18	114900	2.3		
41	37700	36.61	86500	0.85		
61	25200	24.52	91700	1.25	K 167A	4
73	20900	20.32	92000	1.55	KH 167A	4
86	17800	17.34	91600	1.80		
81	18900	18.37	39800	0.95	K 157A	4
100	15400	14.92	42600	1.15	KF 157A	4
117	13000	12.65	44100	1.30	KA 157A	4
					KAF 157A	4
200kW						
33	58500	45.50	100000	0.85		
45	42700	33.23	107300	1.15		
53	35900	27.92	109000	1.40		
61	31100	24.18	109500	1.55	K 187B	4
74	25900	20.15	109100	1.70	KH 187B	4
86	22100	17.18	108100	1.85		
61	31500	24.52	80100	1.00		
73	26100	20.32	82400	1.20	K 167B	4
86	22300	17.34	83400	1.45	KH 167B	4
					K 157B	4
100	19200	14.92	34200	0.95	KF 157B	4
117	16300	12.65	36900	1.05	KA 157B	4
					KAF 157B	4

K37R17, K47/57R37 n_a=1400 r/min

K37R17			200Nm
i	n_a [r/min]	M_{am-ax} [Nm]	F_{Re} [N]
6832	0.20	200	5640
5922	0.24	200	5640
5491	0.25	200	5640
4759	0.29	200	5640
4160	0.34	200	5640
3645	0.38	200	5640
3205	0.44	200	5640
2801	0.50	200	5640
2454	0.57	200	5640
2166	0.65	200	5640
1891	0.74	200	5640
1660	0.84	200	5640
1466	0.95	200	5640
1288	1.1	200	5640
1136	1.2	200	5640
996	1.4	200	5640
876	1.6	200	5640
761	1.8	200	5640
671	2.1	200	5640
585	2.4	200	5640
512	2.7	200	5640
451	3.1	200	5640
396	3.5	200	5640
346	4.0	200	5640
304	4.6	200	5640
267	5.2	200	5640
234	6.0	200	5640
205	6.8	200	5640
181	7.7	200	5640
160	8.8	200	5640
136	10	200	5640
127	11	200	5640
110	13	200	5640
96	15	200	5640

K47R37			400Nm
i	n_a [r/min]	M_{am-ax} [Nm]	F_{Re} [N]
10138	0.14	400	5920
8534	0.16	400	5920
7662	0.18	400	5920
6826	0.21	400	5920
5983	0.23	400	5920
5159	0.27	400	5920
4601	0.30	400	5920
3940	0.36	400	5920
3477	0.40	400	5920
3043	0.46	400	5920
2733	0.51	400	5920
2354	0.59	400	5920
2063	0.68	400	5920
1819	0.77	400	5920
1586	0.88	400	5920
1388	1.0	400	5920
1222	1.1	400	5920
1097	1.3	400	5920
945	1.5	400	5920
831	1.7	400	5920
718	1.9	400	5920
639	2.2	400	5920
552	2.5	400	5920
495	2.8	400	5920
426	3.3	400	5920
375	3.7	400	5920
327	4.3	400	5920
289	4.8	400	5920
256	5.5	400	5920
225	6.2	400	5920
198	7.1	400	5920
171	8.2	400	5920
153	9.2	400	5920
131	11	400	5920
112	13	400	5920
99	14	400	5920
94	15	400	5920

K57R37			6000Nm
i	n_a [r/min]	M_{am-ax} [Nm]	F_{Re} [N]
12169	0.12	600	7470
11162	0.13	600	7470
9503	0.15	600	7470
8547	0.16	600	7470
7277	0.19	600	7470
6478	0.22	600	7470
5662	0.25	600	7470
5033	0.28	600	7470
4340	0.32	600	7470
3854	0.36	600	7470
3390	0.41	600	7470
2924	0.48	600	7470
2593	0.54	600	7470
2249	0.62	600	7470
1986	0.70	600	7470
1743	0.80	600	7470
1539	0.91	600	7470
1354	1.0	600	7470
1174	1.2	600	7470
1036	1.4	600	7470
906	1.5	600	7470
806	1.7	600	7470
699	2.0	600	7470
615	2.3	600	7470
544	2.6	600	7470
473	3.0	600	7470
421	3.3	600	7470
362	3.9	600	7470
319	4.4	600	7470
280	5.0	600	7470
246	5.7	600	7470
215	6.5	600	7470
192	7.3	600	7470
166	8.4	600	7470
145	9.7	600	7470
129	11	600	7470
111	13	600	7470
97	14	600	7470

K系列斜齿轮-伞齿轮减速机/K helical- bevel geared motors

K67/77R37, K87R57 n_a=1400 r/min

K67R37			820Nm
i	n_a [r/min]	M_{amax} [Nm]	F_{Ra} [N]
12139	0.12	820	10300
11134	0.13	820	10300
9479	0.15	820	10300
8173	0.17	820	10300
7259	0.19	820	10300
6462	0.22	820	10300
5648	0.25	820	10300
4846	0.29	820	10300
4329	0.32	820	10300
3750	0.37	820	10300
3315	0.42	820	10300
2917	0.48	820	10300
2532	0.55	820	10300
2244	0.62	820	10300
1981	0.71	820	10300
1739	0.81	820	10300
1535	0.91	820	10300
1351	1.0	820	10300
1171	1.2	820	10300
1034	1.4	820	10300
903	1.6	820	10300
793	1.8	820	10300
697	2.0	820	10300
613	2.3	820	10300
542	2.6	820	10300
471	3.0	820	10300
420	3.3	820	10300
361	3.9	820	10300
323	4.3	820	10300
279	5.0	820	10300
246	5.7	820	10300
217	6.5	820	10300
191	7.3	820	10300
166	8.4	820	10300
144	9.7	820	10300
122	11	820	10300

K77R37			1550Nm
i	n_a [r/min]	M_{amax} [Nm]	F_{Ra} [N]
15310	0.09	1550	15400
14043	0.10	1550	15400
11955	0.12	1550	15400
10217	0.14	1550	15400
8809	0.16	1550	15400
7528	0.19	1550	15400
6606	0.21	1550	15400
5774	0.24	1550	15400
5089	0.28	1550	15400
4489	0.31	1550	15400
3961	0.35	1550	15400
3485	0.40	1550	15400
2901	0.48	1550	15400
2717	0.52	1550	15400
2370	0.59	1550	15400
2050	0.68	1550	15400
1772	0.79	1550	15400
1514	0.92	1550	15400
1388	1.0	1550	15400
1218	1.1	1550	15400
1053	1.3	1550	15400
924	1.5	1550	15400
815	1.7	1550	15400
709	2.0	1550	15400
622	2.3	1550	15400
552	2.5	1550	15400
485	2.9	1550	15400
428	3.3	1550	15400
367	3.8	1550	15400
328	4.3	1550	15400
290	4.8	1550	15400
252	5.6	1550	15400
221	6.3	1550	15400
195	7.2	1550	15400
175	8.0	1550	15400
154	9.1	1550	15400

K87R57			2700Nm
i	n_a [r/min]	M_{amax} [Nm]	F_{Ra} [N]
14829	0.09	2700	27300
13168	0.11	2700	27300
11737	0.12	2700	27300
10217	0.14	2700	27300
9073	0.15	2700	27300
7854	0.18	2700	27300
6832	0.20	2700	27300
5930	0.24	2700	27300
5240	0.27	2700	27300
4562	0.31	2700	27300
4037	0.35	2700	27300
3609	0.39	2700	27300
3107	0.45	2700	27300
2728	0.51	2700	27300
2371	0.59	2700	27300
2088	0.67	2700	27300
1854	0.76	2700	27300
1657	0.84	2700	27300
1415	0.99	2700	27300
1229	1.1	2700	27300
1078	1.3	2700	27300
951	1.5	2700	27300
837	1.7	2700	27300
726	1.9	2700	27300
638	2.2	2700	27300
562	2.5	2700	27300
474	3.3	2700	27300
426	3.3	2700	27300
373	3.8	2700	27300
330	4.2	2700	27300
294	4.8	2700	27300
250	5.6	2700	27300
236	5.9	2700	27300
201	7.0	2700	27300
183	7.7	2700	27300
159	8.8	2700	27300
141	9.9	2700	27400

K97R57, K107/127R77 n_a=1400 r/min

K97R57			820Nm
i	n_a [r/min]	M_{amax} [Nm]	F_{Ra} [N]
18091	0.08	4300	40000
16666	0.08	4300	40000
14897	0.09	4300	40000
13182	0.11	4300	40000
11677	0.12	4300	40000
10317	0.14	4300	40000
9083	0.15	4300	40000
8054	0.17	4300	40000
6970	0.20	4300	40000
6027	0.23	4300	40000
5391	0.26	4300	40000
4669	0.30	4300	40000
4082	0.34	4300	40000
3583	0.39	4300	40000
3108	0.45	4300	40000
2757	0.51	4300	40000
2419	0.58	4300	40000
2123	0.66	4300	40000
1856	0.75	4300	40000
1625	0.86	4300	40000
1430	0.98	4300	40000
1261	1.1	4300	40000
1102	1.3	4300	40000
957	1.5	4300	40000
855	1.6	4300	40000
743	1.9	4300	40000
652	2.1	4300	40000
573	2.4	4300	40000
504	2.8	4300	40000
439	3.2	4300	40000
382	3.7	4300	40000
342	4.1	4300	40000
305	4.6	4300	40000
258	5.4	4300	40000
232	6.0	4300	40000
199	7.0	4300	40000

K107R77			8000Nm
i	n_a [r/min]	M_{amax} [Nm]	F_{Ra} [N]
14311	0.10	8000	65000
12211	0.11	8000	65000
10677	0.13	8000	65000
9524	0.15	8000	65000
8328	0.17	8000	65000
7270	0.19	8000	65000
6184	0.23	8000	65000
5662	0.25	8000	65000
5138	0.27	8000	65000
4359	0.32	8000	65000
3810	0.37	8000	65000
3358	0.42	8000	65000
2977	0.47	8000	65000
2599	0.54	8000	65000
2286	0.61	8000	65000
1939	0.72	8000	65000
1713	0.82	8000	65000
1554	0.90	8000	65000
1336	1.0	8000	65000
1166	1.2	8000	65000
1030	1.4	8000	65000
904	1.5	8000	65000
793	1.8	8000	65000
696	2.0	8000	65000
615	2.3	8000	65000
522	2.7	8000	65000
461	3.0	8000	65000
408	3.4	8000	65000
364	3.8	8000	65000
318	4.4	8000	65000
286	4.9	8000	65000
251	5.6	8000	65000
222	6.3	8000	65000
196	7.1	8000	65000
174	8.0	7200	65000
154	9.1	7200	65000
140	10	7200	65000

K127R77			13000Nm
i	n_a [r/min]	M_{amax} [Nm]	F_{Ra} [N]
17550	0.08	13000	79200
16006	0.09	13000	79200
14975	0.09	13000	79200
12440	0.11	13000	79200
10915	0.13	13000	79200
9819	0.14	13000	79200
8443	0.17	13000	79200
7482	0.19	13000	79200
6565	0.21	13000	79200
5804	0.24	13000	79200
5027	0.28	13000	79200
4423	0.32	13000	79200
3889	0.36	13000	79200
3311	0.42	13000	79200
3009	0.47	13000	79200
2607	0.54	13000	79200
2268	0.62	13000	79200
1926	0.73	13000	79200
1757	0.80	13000	79200
1541	0.91	13000	79200
1342	1.0	13000	79200
1177	1.2	13000	79200
1025	1.4	13000	79200
899	1.6	13000	79200
790	1.8	13000	79200
704	2.0	13000	79200
610	2.3	13000	79200
549	2.6	13000	79200
477	2.9	13000	79200
418	3.3	13000	79200

K系列斜齿轮-伞齿轮减速机/K helical- bevel geared motors

K 127R87, K 157R97, K 157R107 n_a=1400 r/min

K127R87			13000Nm
i	n_a [r/min]	M_{amax} [N/m]	F_{Ra} [N]
536	2.6	13000	79200
473	3.0	13000	79200
418	3.3	13000	79200
367	3.8	13000	79200
330	4.2	13000	79200
287	4.9	13000	79200
253	5.5	13000	79200
213	6.6	13000	79200
200	7.0	13000	79200
166	8.4	13000	79200
147	9.5	13000	79200

K157R97			18000Nm
i	n_a [r/min]	M_{amax} [N/m]	F_{Ra} [N]
17679	0.08	18000	112200
15729	0.09	18000	112200
14721	0.10	18000	112200
13097	0.11	18000	112200
11368	0.12	18000	112200
10114	0.14	18000	112200
8718	0.16	18000	112200
7734	0.18	18000	112200
6881	0.20	18000	112200
5931	0.24	18000	112200
5074	0.28	18000	112200
4514	0.31	18000	112200
3979	0.35	18000	112200
3516	0.40	18000	112200
3051	0.46	18000	112200
2610	0.54	18000	112200
2322	0.60	18000	112200
2029	0.69	18000	112200
1805	0.78	18000	112200
1659	0.84	18000	112200
1365	1.0	18000	112200
1229	1.1	18000	112200
1093	1.3	18000	112200
942	1.5	18000	112200
854	1.6	18000	112200
756	1.9	18000	112200
661	2.1	18000	112200
567	2.5	18000	112200
504	2.8	18000	112200
434	3.2	18000	112200
379	3.7	18000	112200
333	4.2	18000	112200
291	4.8	18000	112200

K157R107			18000Nm
i	n_a [r/min]	M_{amax} [N/m]	F_{Ra} [N]
385	3.6	18000	112200
325	4.3	18000	112200
299	4.7	18000	112200
253	5.5	18000	112200
230	6.1	18000	112200
213	6.6	18000	112200
187	7.5	18000	112200
157	8.9	18000	112200
122	11	18000	106500
107	13	18000	100700

K 167/187R97，K 167/187R107 n_a=1400 r/min

K167R97			32000Nm
i	n_a [r/min]	M_{amax} [N/m]	F_{Ra} [N]
19723	0.07	32000	15000
17406	0.08	32000	15000
15000	0.09	32000	15000
13238	0.11	32000	15000
11573	0.12	32000	15000
10264	0.14	32000	15000
8628	0.16	32000	15000
6562	0.21	32000	15000
5355	0.26	32000	15000
4788	0.29	32000	15000
4079	0.34	32000	15000
3376	0.41	32000	15000
2755	0.51	32000	15000
2263	0.62	32000	15000
2182	0.64	32000	15000
1704	0.82	32000	15000
1408	0.99	32000	15000
1296	1.1	32000	15000
1101	1.3	32000	15000
944	1.5	32000	15000
843	1.7	32000	15000
757	1.8	32000	15000
632	2.2	32000	15000
561	2.5	32000	15000
481	2.9	32000	15000
423	3.3	32000	15000
369	3.8	32000	15000

K167R107			32000Nm
i	n_a [r/min]	M_{amax} [N/m]	F_{Ra} [N]
318	4.4	32000	15000
278	5.0	32000	15000
244	5.7	32000	15000
213	6.6	32000	15000
206	6.8	32000	15000
180	7.8	32000	15000
160	8.8	32000	15000
135	10	32000	15000
118	12	32000	15000

K187R97			50000Nm
i	n_a [r/min]	M_{amax} [N/m]	F_{Ra} [N]
32625	0.04	50000	190000
27165	0.05	50000	190000
24353	0.06	50000	190000
19144	0.07	50000	190000
16978	0.08	50000	190000
14272	0.10	50000	190000
13116	0.11	50000	190000
11647	0.12	50000	190000
10413	0.13	50000	190000
9363	0.15	50000	190000
8126	0.17	50000	190000
7343	0.19	50000	190000
6747	0.21	50000	190000
5991	0.23	50000	190000
5358	0.26	50000	190000
4817	0.29	50000	190000
4370	0.32	50000	190000
3609	0.39	50000	190000
3062	0.46	50000	190000
2818	0.50	50000	190000
2519	0.56	50000	190000
2268	0.62	50000	190000
2054	0.68	50000	190000
1821	0.77	50000	190000
1605	0.87	50000	190000
1395	1.0	50000	190000
1196	1.2	50000	190000
1046	1.3	50000	190000
945	1.5	50000	190000
738	1.9	50000	190000
621	2.3	50000	190000
527	2.7	50000	190000

K187R107			50000Nm
i	n_a [r/min]	M_{amax} [N/m]	F_{Ra} [N]
835	1.7	50000	190000
729	1.9	50000	190000
622	2.3	50000	190000
520	2.7	50000	190000
454	3.1	50000	190000
355	3.9	50000	190000
261	5.4	50000	190000
221	6.3	50000	190000
193	7.3	50000	190000
163	8.6	50000	190000

K系列斜齿轮-伞齿轮减速机/K helical- bevel geared motors

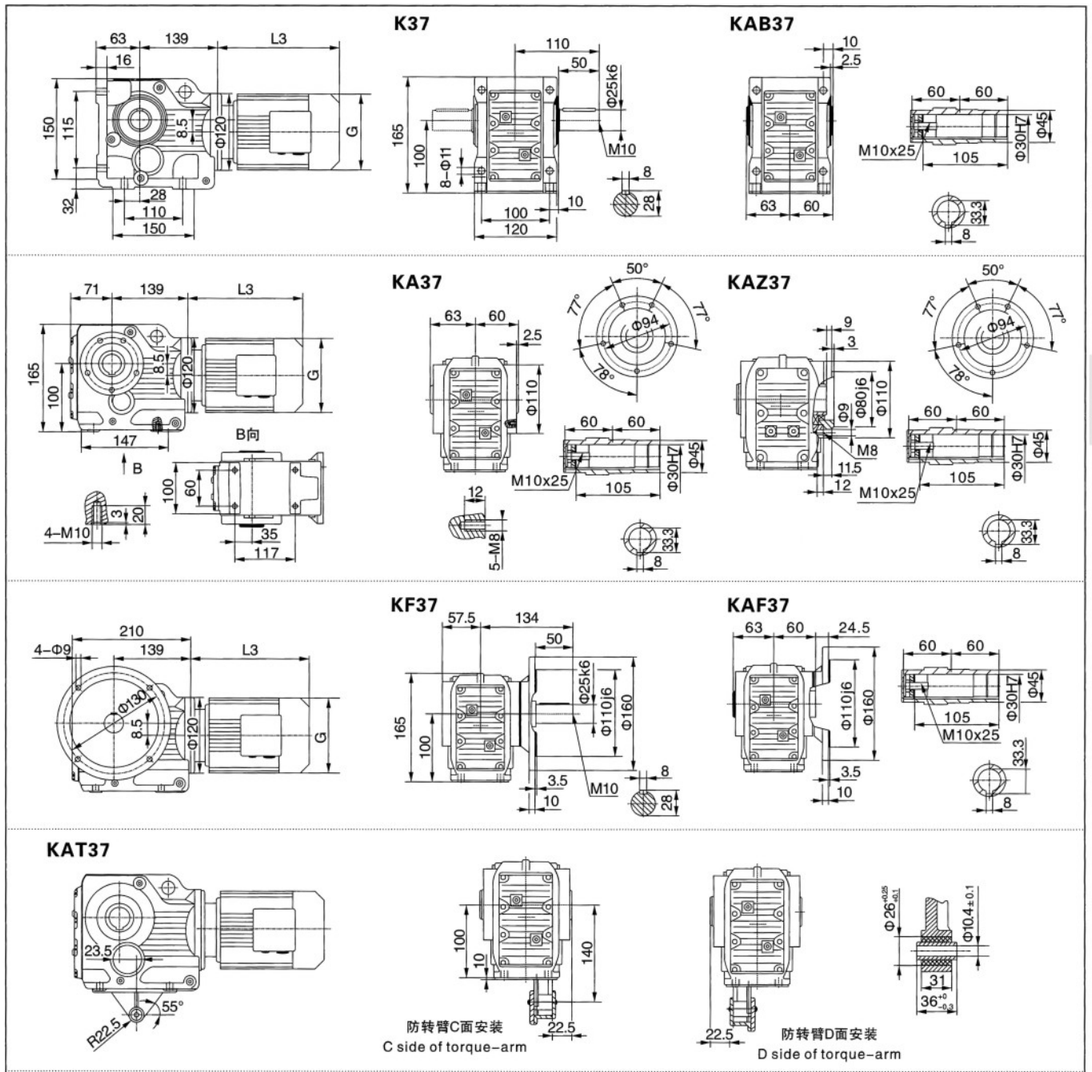

电机需方配或配特殊电机时
需加联接法兰

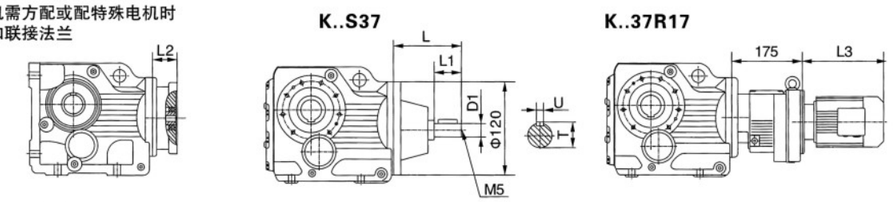

When equipping the user's motor or the special one,the flange is required to connected.

Y_2电机机座号 Motor size	63	71		80		90S	90L	100	
功率/4P Power/(KW)	0.18	0.25	0.37	0.55	0.75	1.1	1.5	2.2	3.0
L3	235	245		278		304	328	340	
G	130	145		175		195	195	215	
L2	45	92		80		80	80	80	

注：1.KA、KF、KAF、KAZ壳体为通用件，安装尺寸均可相互参照. 2."K.."表示K、KA、KF、KAF、KAZ、KAB.

Note：1.The housings of KA、KF、KAF、KAZ are common parts. The mounting dimensions may consult each other. 2."K.."mean K、KA、KF、KAF、KAZ、KAB.

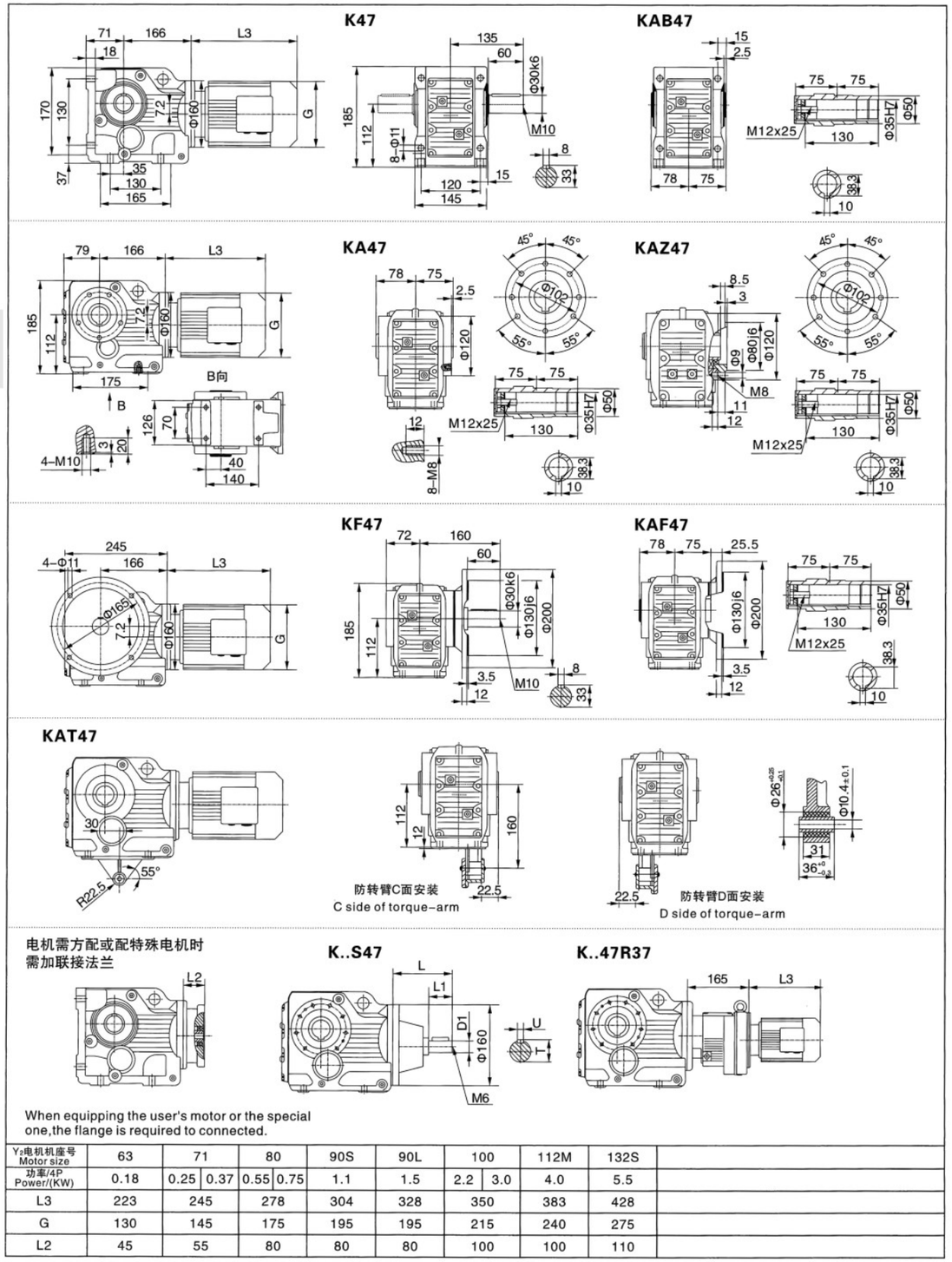

When equipping the user's motor or the special one,the flange is required to connected.

Y₂电机机座号 Motor size	63	71	80	90S	90L	100	112M	132S	
功率/4P Power/(KW)	0.18	0.25 0.37	0.55 0.75	1.1	1.5	2.2 3.0	4.0	5.5	
L3	223	245	278	304	328	350	383	428	
G	130	145	175	195	195	215	240	275	
L2	45	55	80	80	80	100	100	110	

注：1.KA、KF、KAF、KAZ壳体为通用件，安装尺寸均可相互参照. 2."K.."表示K、KA、KF、KAF、KAZ、KAB.

Note：1.The housings of KA、KF、KAF、KAZ are common parts. The mounting dimensions may consult each other. 2."K.."mean K、KA、KF、KAF、KAZ、KAB.

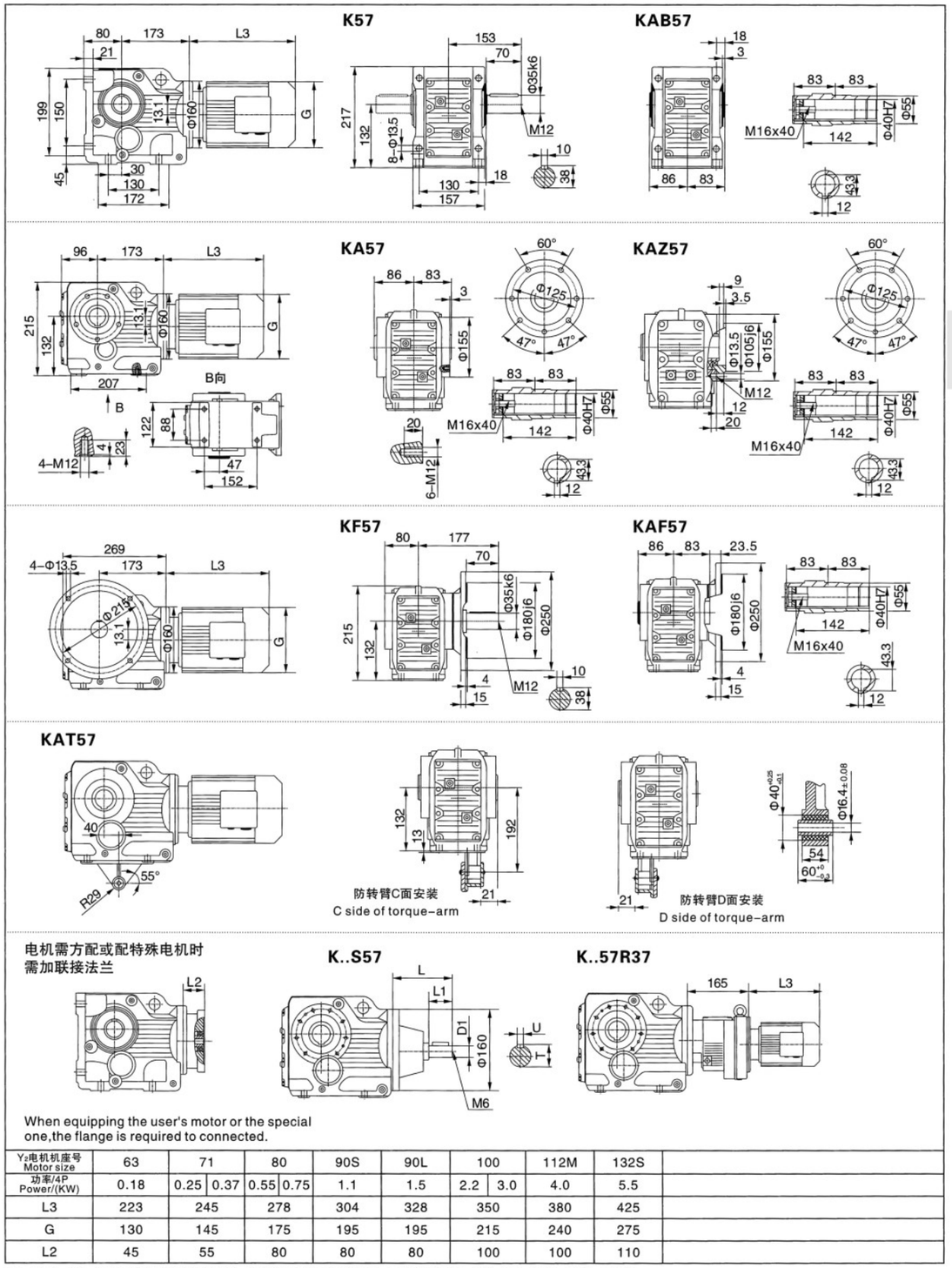

When equipping the user's motor or the special one,the flange is required to connected.

Y₂电机机座号 Motor size	63	71	80	90S	90L	100	112M	132S	
功率/4P Power/(KW)	0.18	0.25 0.37	0.55 0.75	1.1	1.5	2.2 3.0	4.0	5.5	
L3	223	245	278	304	328	350	380	425	
G	130	145	175	195	195	215	240	275	
L2	45	55	80	80	80	100	100	110	

注：1.KA、KF、KAF、KAZ壳体为通用件，安装尺寸均可相互参照. 2."K.."表示K、KA、KF、KAF、KAZ、KAB.

Note：1.The housings of KA、KF、KAF、KAZ are common parts. The mounting dimensions may consult each other. 2."K.."mean K、KA、KF、KAF、KAZ、KAB.

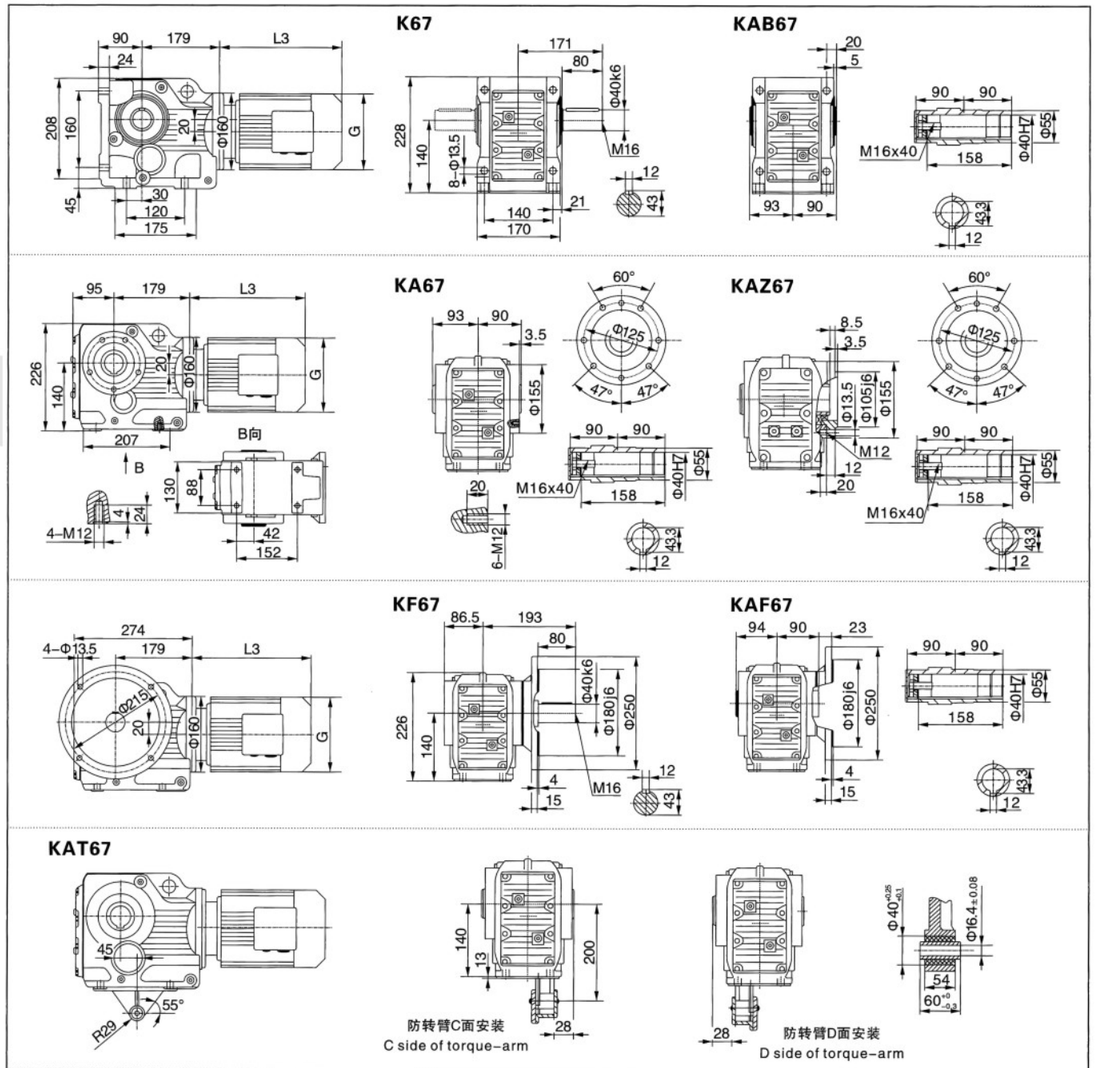

电机需方配或配特殊电机时
需加联接法兰

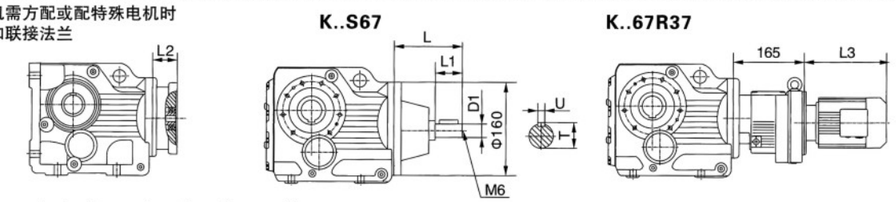

When equipping the user's motor or the special one,the flange is required to connected.

Y₂电机机座号 Motor size	63	71	80	90S	90L	100	112M	132S	
功率/4P Power/(KW)	0.18	0.25 0.37	0.55 0.75	1.1	1.5	2.2 3.0	4.0	5.5	
L3	223	245	278	304	328	350	380	425	
G	130	145	175	195	195	215	240	275	
L2	45	55	80	80	80	100	100	110	

注：1.KA、KF、KAF、KAZ壳体为通用件，安装尺寸均可相互参照. 2."K.."表示K、KA、KF、KAF、KAZ、KAB.

Note：1.The housings of KA、KF、KAF、KAZ are common parts. The mounting dimensions may consult each other. 2."K.."mean K、KA、KF、KAF、KAZ、KAB.

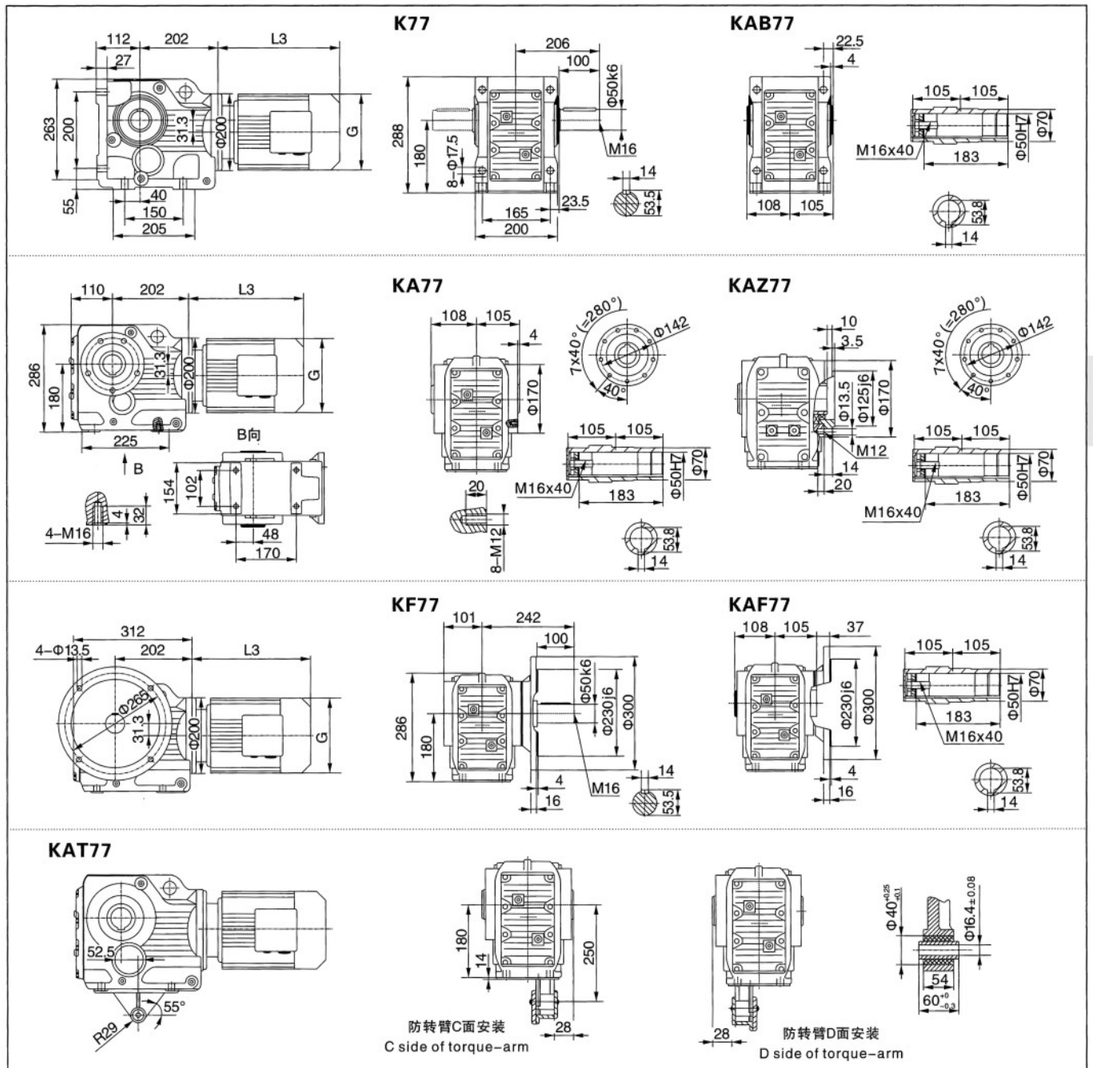

电机需方配或配特殊电机时
需加联接法兰

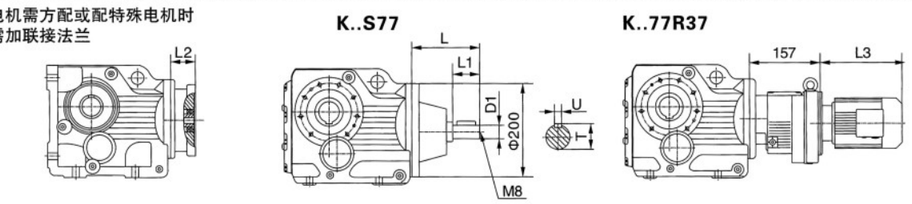

When equipping the user's motor or the special one,the flange is required to connected.

Y₂电机机座号 Motor size	71	80	90S	90L	100	112M	132S	132M	160M	
功率/4P Power/(KW)	0.37	0.55 0.75	1.1	1.5	2.2 3.0	4.0	5.5	7.5	11	
L3	233	278	304	328	350	380	425	461	524	
G	145	175	195	195	215	240	275	275	330	
L2	55	80	80	80	100	100	110	110	133	

注：1.KA、KF、KAF、KAZ壳体为通用件，安装尺寸均可相互参照. 2."K.."表示K、KA、KF、KAF、KAZ、KAB.

Note：1.The housings of KA、KF、KAF、KAZ are common parts. The mounting dimensions may consult each other. 2."K.."mean K、KA、KF、KAF、KAZ、KAB.

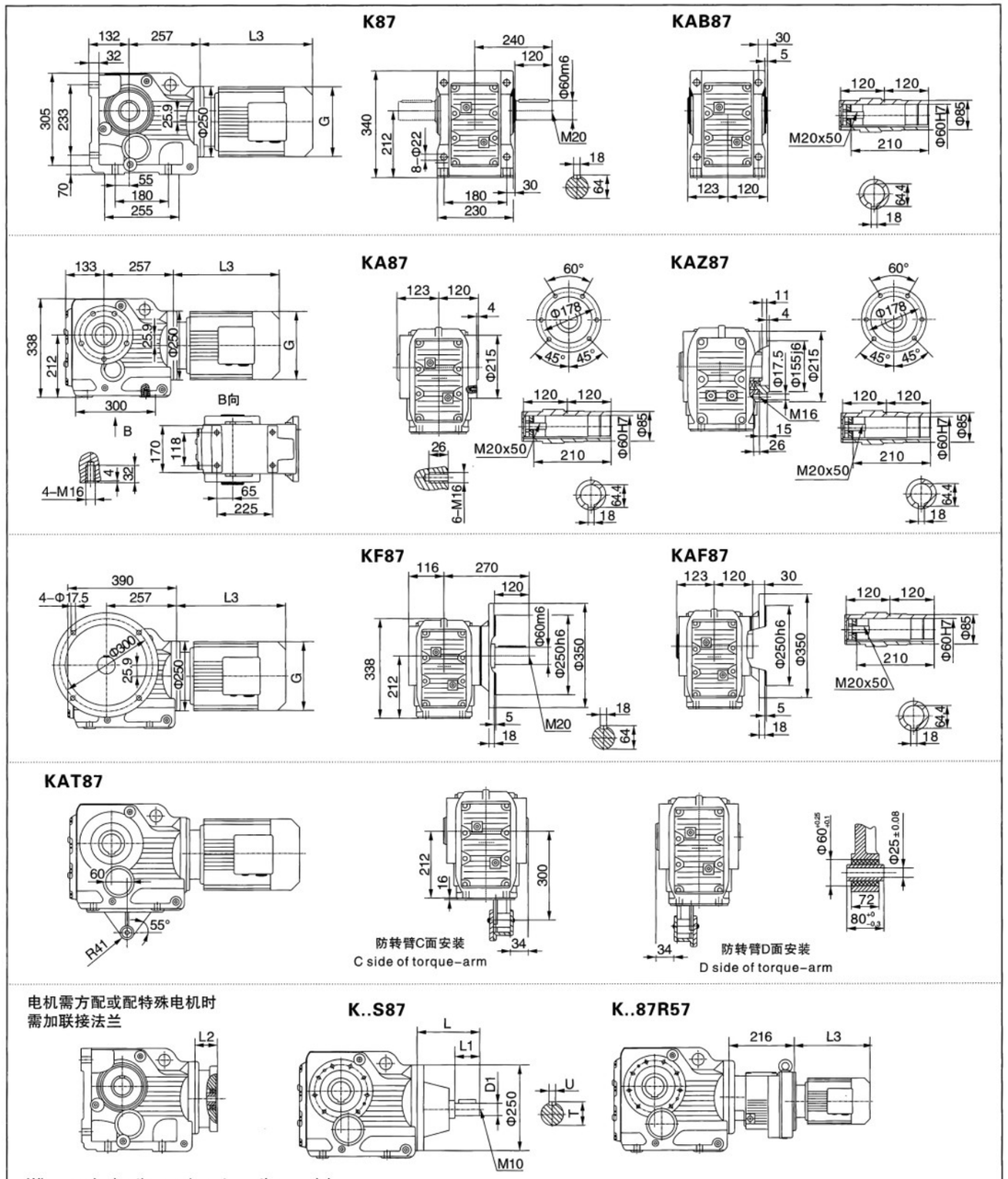

When equipping the user's motor or the special one,the flange is required to connected.

Y₂电机机座号 Motor size	80	90S	90L	100		112M	132S	132M	160M	160L	180M	180L
功率/4P Power/(KW)	0.55	0.75	1.1	1.5	2.2	3.0	4.0	5.5	7.5	11	15	18.5	22
L3	246		280	304	350		380	425	461	524	547	583	616
G	175		195	195	215		240	275	275	330	330	380	380
L2	80		80	80	100		100	110	110	133	133	133	133

注：1.KA、KF、KAF、KAZ壳体为通用件，安装尺寸均可相互参照. 2."K.."表示K、KA、KF、KAF、KAZ、KAB.

Note：1.The housings of KA、KF、KAF、KAZ are common parts. The mounting dimensions may consult each other. 2."K.."mean K、KA、KF、KAF、KAZ、KAB.

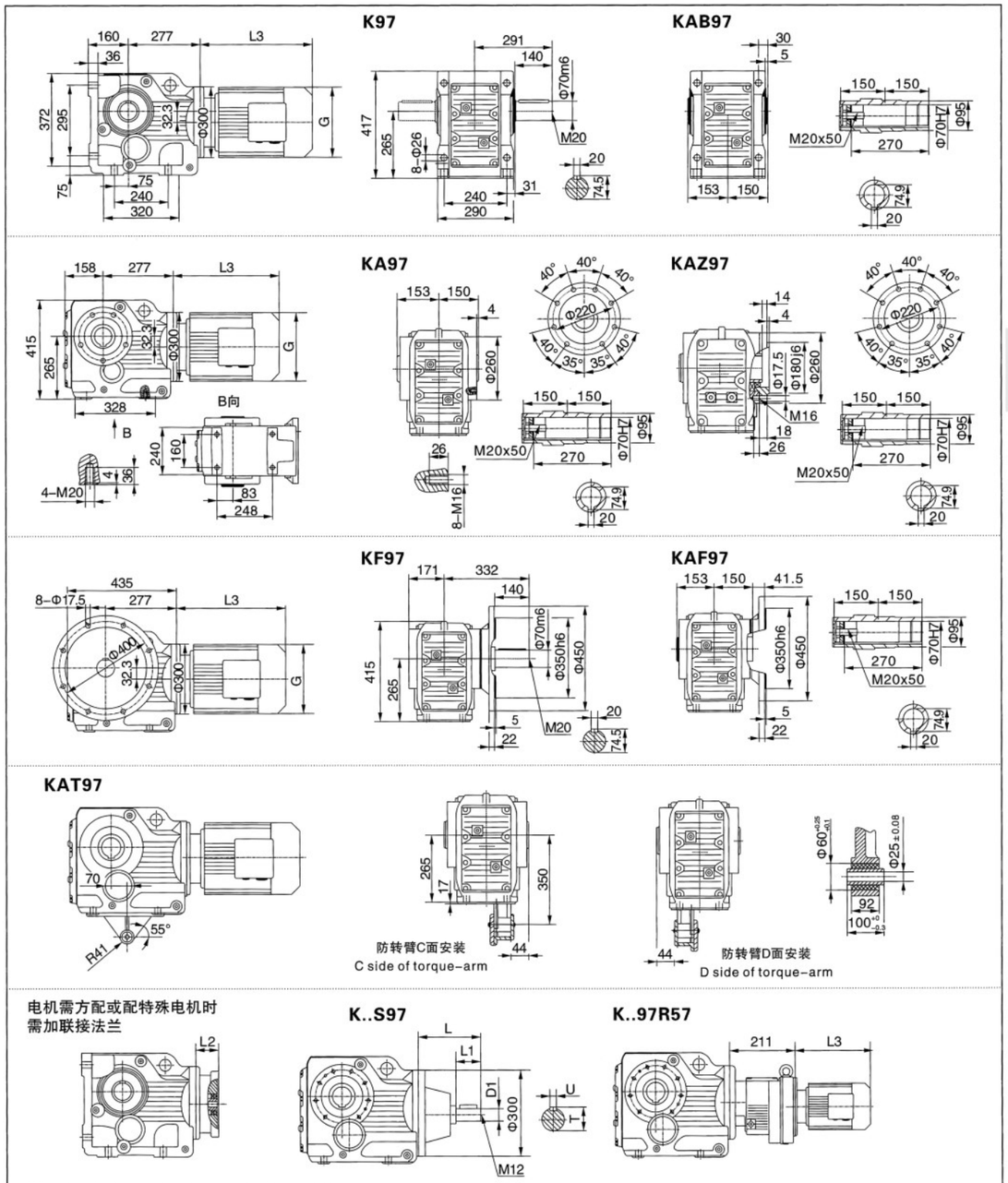

When equipping the user's motor or the special one,the flange is required to connected.

Y₂电机机座号 Motor size	90S	90L	100		112M	132S	132M	160M	160L	180M	180L	200
功率/4P Power/(KW)	1.1	1.5	2.2	3.0	4.0	5.5	7.5	11	15	18.5	22	30
L3	280	304	315		334	425	461	524	547	555	588	652
G	195	195	215		240	275	275	330	330	380	380	420
L2	107	107	100		100	110	110	133	133	133	133	135

注：1.KA、KF、KAF、KAZ壳体为通用件，安装尺寸均可相互参照. 2."K.."表示K、KA、KF、KAF、KAZ、KAB.

Note：1.The housings of KA、KF、KAF、KAZ are common parts. The mounting dimensions may consult each other. 2."K.."mean K、KA、KF、KAF、KAZ、KAB.

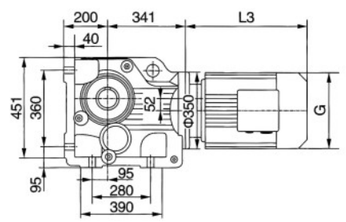

K107

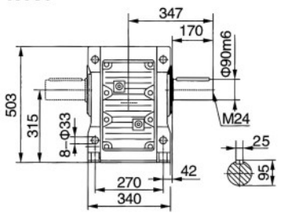

KAB107

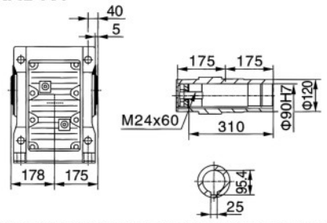

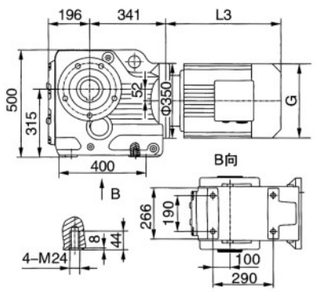

KA107

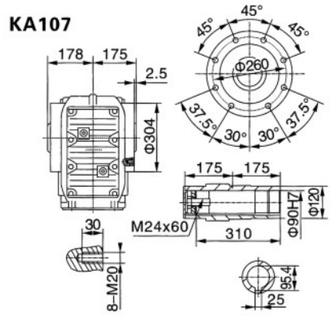

KAZ107

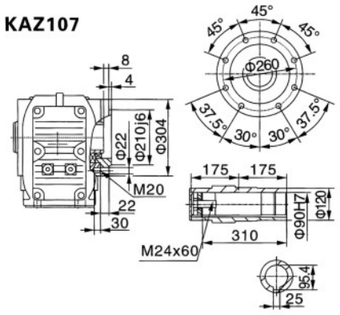

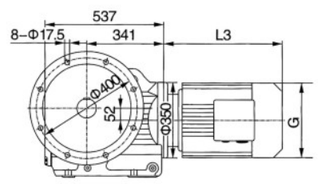

KF107

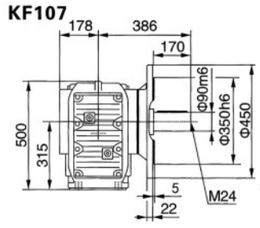

KAF107

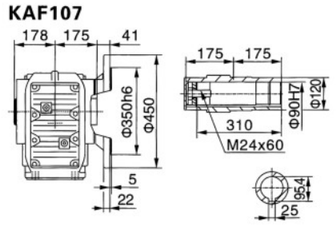

KAT107

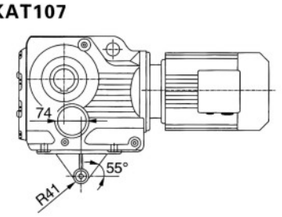

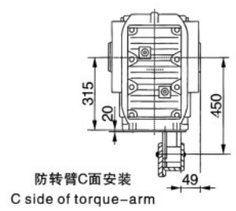

防转臂C面安装
C side of torque-arm

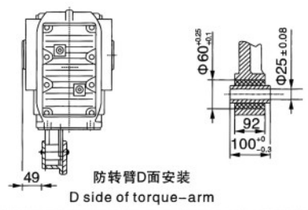

防转臂D面安装
D side of torque-arm

电机需方配或配特殊电机时
需加联接法兰

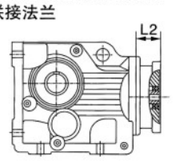

K..S107

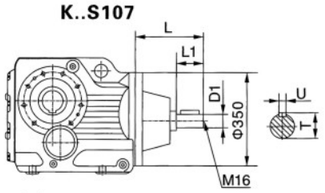

K..107R77

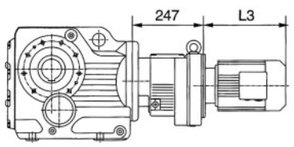

When equipping the user's motor or the special one,the flange is required to connected.

Y₂电机机座号 Motor size	100	112M	132S	132M	160M	160L	180M	180L	200	225S	225M
功率/4P Power/(KW)	3.0	4.0	5.5	7.5	11	15	18.5	22	30	37	45
L3	318	334	386	422	504	519	555	588	654	680	702
G	215	240	275	275	330	330	380	380	420	470	470
L2	100	100	110	110	133	133	133	133	135	143	143

注：1.KA、KF、KAF、KAZ壳体为通用件，安装尺寸均可相互参照. 2."K.."表示K、KA、KF、KAF、KAZ、KAB.
Note：1.The housings of KA、KF、KAF、KAZ are common parts. The mounting dimensions may consult each other. 2."K.."mean K、KA、KF、KAF、KAZ、KAB.

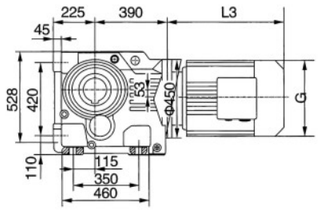

K127

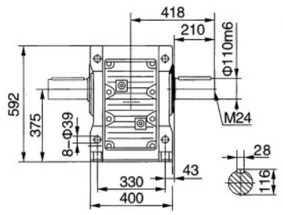

KA(KAB)127

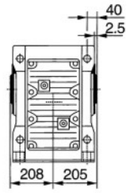

KAZ127

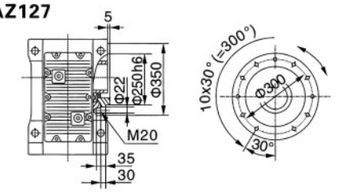

KA127/KAF127/KAZ127
空心轴/Hollow shaft

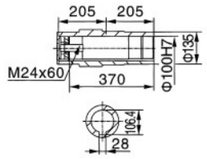

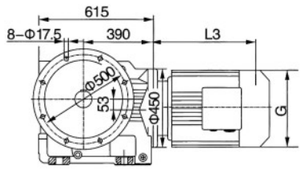

KF127

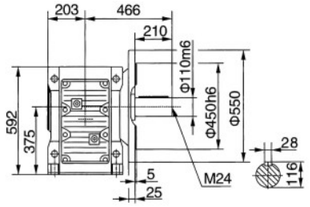

KAF127

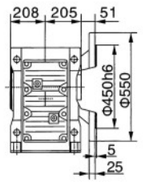

KAT127

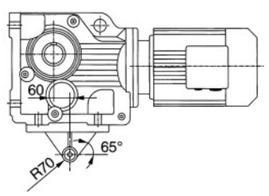

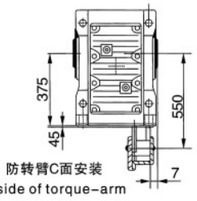

防转臂C面安装
C side of torque-arm

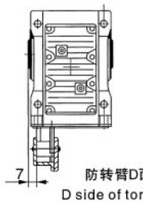

防转臂D面安装
D side of torque-arm

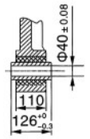

电机需方配或配特殊电机时
需加联接法兰

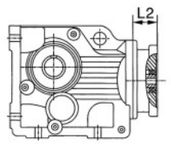

K..S127

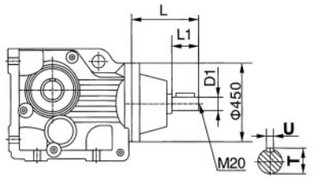

K..127R77(R87)

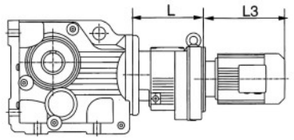

When equipping the user's motor or the special one,the flange is required to connected.

	K..127R77	K..127R87
L	232	280

Y₂电机机座号 Motor size	132M	160M	160L	180M	180L	200	225S	225M	250	280S	280M
功率/4P Power/(KW)	7.5	11	15	18.5	22	30	37	45	55	75	90
L3	424	567	602	583	616	654	674	696	775	847	847
G	275	330	330	380	380	420	470	470	510	580	580
L2	125	125	125	125	125	147	162	162	170	170	170

注：1.KA、KF、KAF、KAZ壳体为通用件，安装尺寸均可相互参照. 2."K.."表示K、KA、KF、KAF、KAZ、KAB.
Note：1.The housings of KA、KF、KAF、KAZ are common parts. The mounting dimensions may consult each other. 2."K.."mean K、KA、KF、KAF、KAZ、KAB.

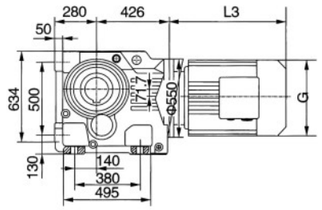

K157

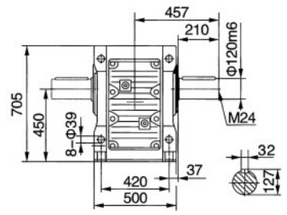

KA(KAB)157

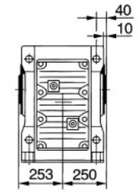

KAZ157

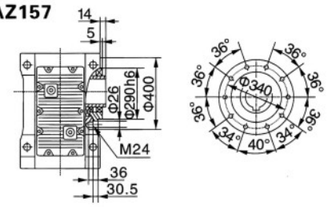

KA157/KAF157/KAZ157
空心轴/Hollow shaft

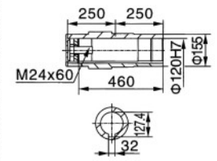

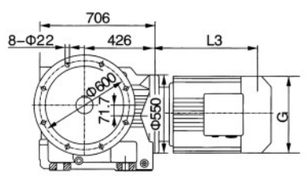

KF157

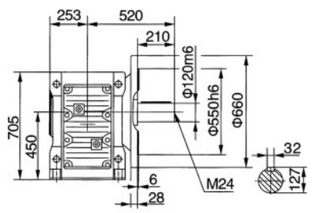

KAF157

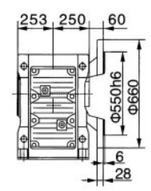

KAT157

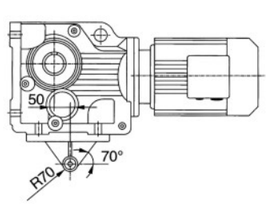

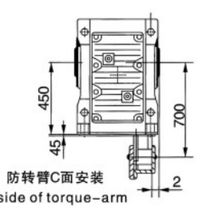

防转臂C面安装
C side of torque-arm

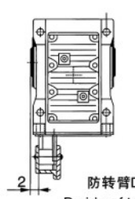

防转臂D面安装
D side of torque-arm

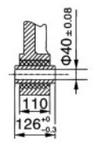

电机需方配或配特殊电机时
需加联接法兰

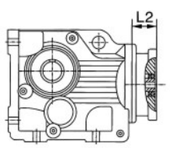

K..S157

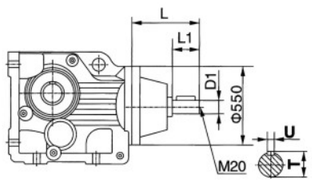

K..157R97(R107)

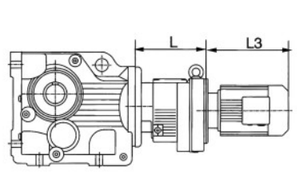

When equipping the user's motor or the special one,the flange is required to connected.

	K..157R97	K..157R107
L	325	382

Y₂电机机座号 Motor size	160M	160L	180M	180L	200	225S	225M	250M	280S	280M	315S	315M	315L
功率/4P Power/(KW)	11	15	18.5	22	30	37	45	55	75	90	110	132	160
L3	567	602	635	666	642	669	691	770	828	879	1100	1180	1270
G	330	330	380	380	420	470	470	510	580	580	645	645	645
L2	125	125	125	125	147	145	145	170	170	170	–	–	–

注：1.KA、KF、KAF、KAZ壳体为通用件，安装尺寸均可相互参照. 2."K.."表示K、KA、KF、KAF、KAZ、KAB.
Note：1.The housings of KA、KF、KAF、KAZ are common parts. The mounting dimensions may consult each other. 2."K.."mean K、KA、KF、KAF、KAZ、KAB.

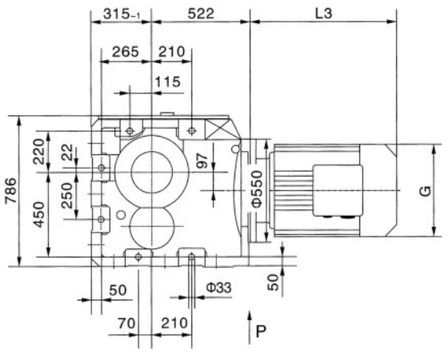

K167

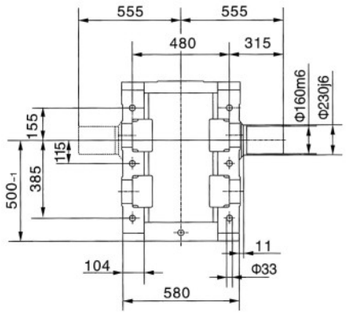

KA167

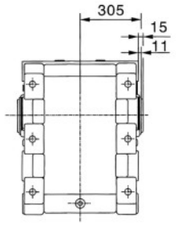

P向

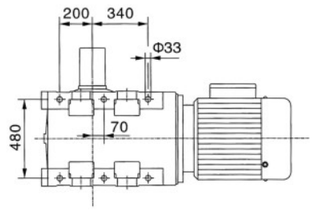

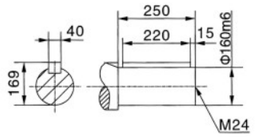

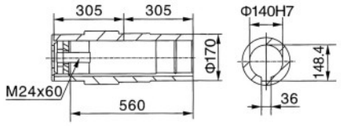

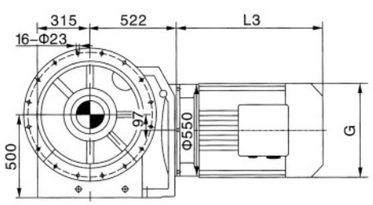

KF167

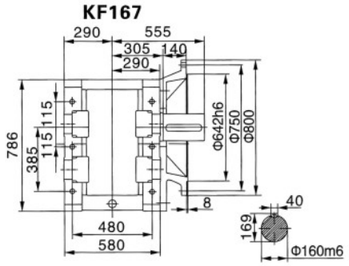

KAF167

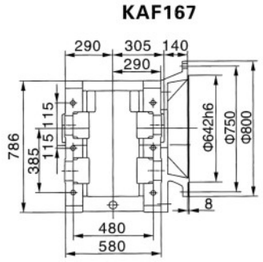

电机需方配或配特殊电机时
需加联接法兰

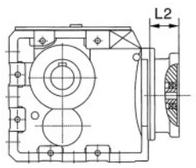

K..S167

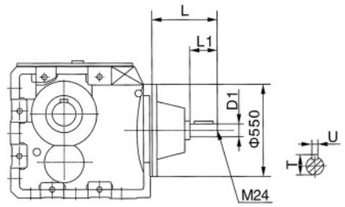

K..167R97(R107)

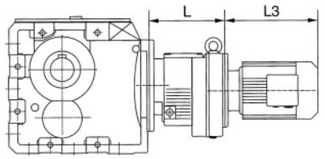

When equipping the user's motor or the special one,the flange is required to connected.

	K..167R97	K..167R107
L	325	382

Y₂电机机座号 Motor size	160M	160L	180M	180L	200	225S	225M	250M	280S	280M	315S	315M	315L
功率/4P Power/(KW)	11	15	18.5	22	30	37	45	55	75	90	110	132	160 | 200
L3	492	537	593	633	646	673	698	779	847	847	1100	1180	1270
G	330	330	380	380	420	470	470	510	580	580	645	645	645
L2	125	125	125	125	147	145	145	170	170	170	–	–	–

注：1.KA、KF、KAF、KAZ壳体为通用件，安装尺寸均可相互参照. 2."K.."表示K、KA、KF、KAF、KAZ、KAB.
Note：1.The housings of KA、KF、KAF、KAZ are common parts. The mounting dimensions may consult each other. 2."K.."mean K、KA、KF、KAF、KAZ、KAB

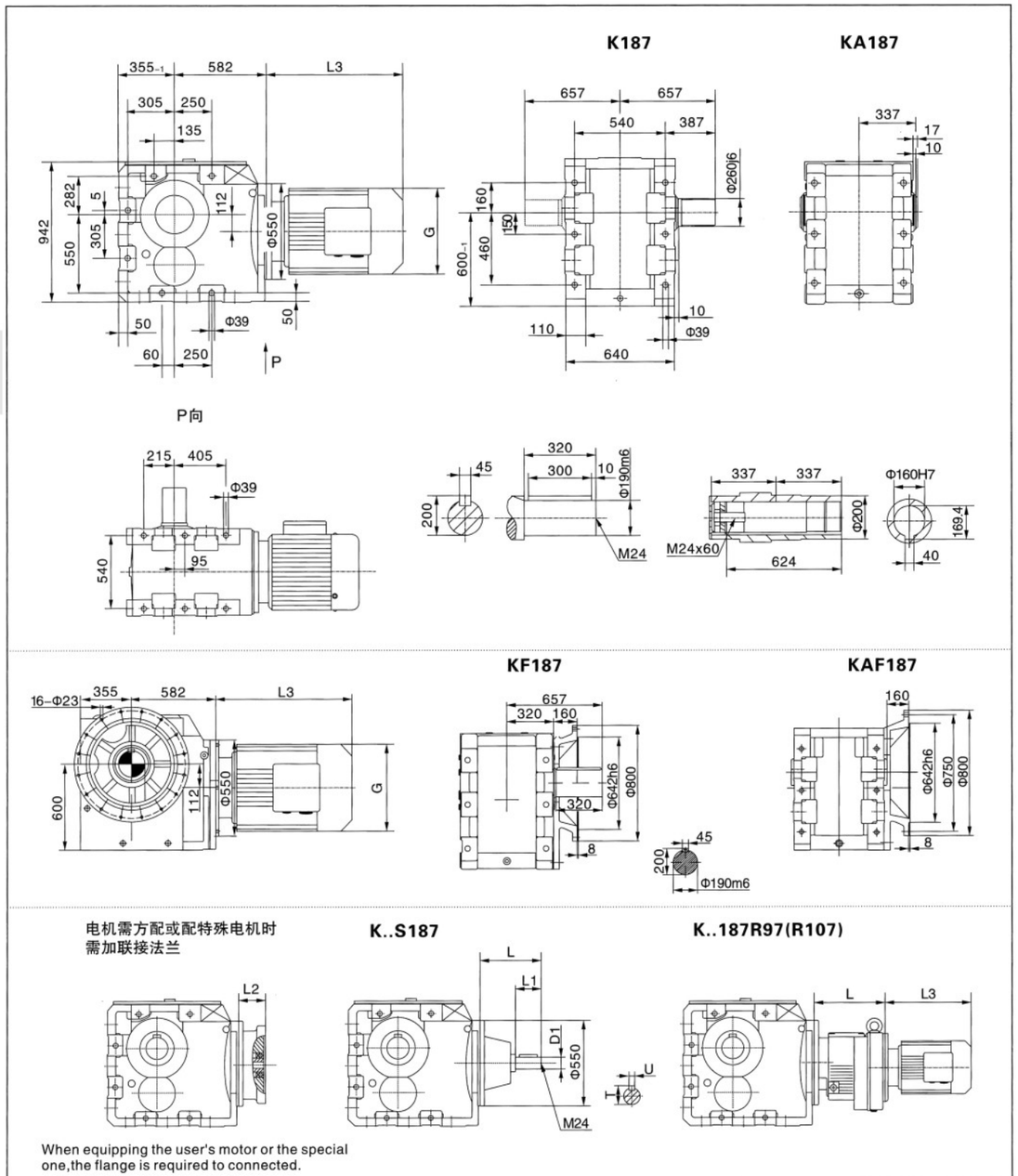

	K..187R97	K..187R107
L	325	382

Y2电机机座号 Motor size	160M	160L	180M	180L	200	225S	225M	250M	280S	280M	315S	315M	315L	
功率/4P Power/(KW)	11	15	18.5	22	30	37	45	55	75	90	110	132	160	200
L3	492	537	593	633	646	673	698	779	847	847	1100	1180	1270	
G	330	330	380	380	420	470	470	510	580	580	645	645	645	
L2	125	125	125	125	147	145	145	170	170	170	–	–	–	

注：1.KA、KF、KAF、KAZ壳体为通用件，安装尺寸均可相互参照. 2."K.."表示K、KA、KF、KAF、KAZ、KAB.

Note：1.The housings of KA、KF、KAF、KAZ are common parts. The mounting dimensions may consult each other. 2."K.."mean K、KA、KF、KAF、KAZ、KAB.

K系列斜齿轮-伞齿轮减速机/K helical- bevel geared motors

K..AD..

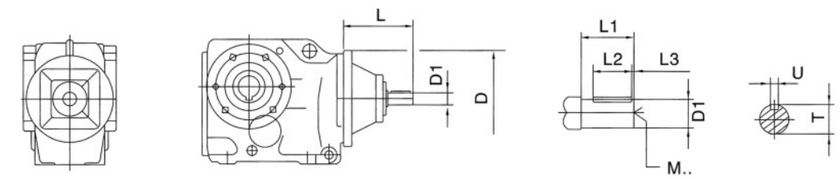

		D	L	D1	L1	L3	L2	T	U	M
K..37	AD1	120	102	16	40	4	32	18	5	M5
	AD2		130	19	40	4	32	21.5	6	M6
K..47 K..57 K..67	AD2	160	123	19	40	4	32	21.5	6	M6
	AD3		159	24	50	5	40	27	8	M8
K..77	AD2	200	116	19	40	4	32	21.5	6	M6
	AD3		151	24	50	5	40	27	8	M8
	AD4		224	38	80	5	70	41	10	M12
K..87	AD2	250	111	19	40	4	32	21.5	6	M6
	AD3		156	28	60	5	50	31	8	M10
	AD4		219	38	80	5	70	41	10	M12
	AD5		292	42	110	10	70	45	12	M16
K..97	AD3	300	151	28	60	5	50	31	8	M10
	AD4		214	38	80	5	70	41	10	M12
	AD5		287	42	110	10	70	45	12	M16
	AD6		327	48	110	10	80	51.5	14	M16
K..107	AD3	350	145	28	60	5	50	31	8	M10
	AD4		208	38	80	5	70	41	10	M12
	AD5		281	42	110	10	70	45	12	M16
	AD6		321	48	110	10	80	51.5	14	M16
K..127	AD4	450	193	38	80	5	70	41	10	M12
	AD5		266	42	110	10	70	45	12	M16
	AD6		306	48	110	10	80	51.5	14	M16
	AD7		300	55	110	10	90	59	16	M20
	AD8		383	70	140	15	110	74.5	20	M20
K..187 K..167 K..157	AD5	550	258	42	110	10	70	45	12	M16
	AD6		298	48	110	10	80	51.5	14	M16
	AD7		292	55	110	10	90	59	16	M20
	AD8		374	70	140	15	110	74.5	20	M20

K..AM..

Fig.1

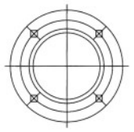

Fig.2

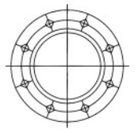

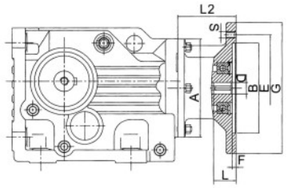

			B	E	F	A	G	S	L2	D	L	T	U
K..37	Am63	Fig1	95	115	3.5	120	140	M8	45	11	23	12.8	4
	AM71"	1	110	130			160		92	14	30	16.3	5
	AM80"		130	165	4.5		200	M10	80	19	40	21.8	6
	AM90"									24	50	27.3	8
K..47 K..57 K..67	Am63	1	95	115	3.5	160	140	M8	45	11	23	12.8	4
	Am71		110	130			160		55	14	30	16.3	5
	Am80		130	165	4.5		200	M10	80	19	40	21.8	6
	Am90									24	50	27.3	8
	AM100"		180	215	5		250	M12	100	28	60	31.3	8
	AM112"												
K..77	AM63	1	95	115	3.5	200	140	M8	45	11	23	12.8	4
	Am71		110	130			160		55	14	30	16.3	5
	Am80		130	165	4.5		200	M10	80	19	40	21.8	6
	Am90									24	50	27.3	8
	AM100"		180	215	5		250	M12	100	28	60	31.3	8
	AM112"												
	AM132S"		230	265	5		300		110	38	80	41.3	10
	AM132M"												
	AM132ML"												
K..87	Am80	1	130	165	4.5	250	200	M10	80	19	40	21.8	6
	Am90									24	50	27.3	8
	Am100		180	215	5		250	M12	100	28	60	31.3	8
	Am112												
	AM132S		230	265			300		110	38	80	41.3	10
	AM132M												
	AM132ML												
	AM160"		250	300	6		350	M16	133	42	110	45.3	12
	AM180"									48		51.8	14
K..97	Am100	1	180	215	5	300	250	M12	100	28	60	31.3	8
	Am112												
	AM132S		230	265			300		110	38	80	41.3	10
	AM132M												
	AM132ML												
	Am160		250	300	6		350	M16	133	42	110	45.3	12
	Am180									48		51.8	14
	AM200"		300	350	7		400		135	55		59.3	16
	Am225"	2	350	400			450		143	60	140	64.4	18

K..AM..

Fig.1

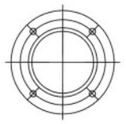

Fig.2

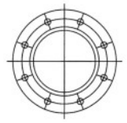

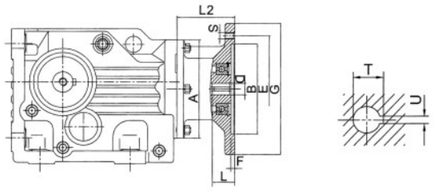

		Fig	B	E	F	A	G	S	L2	D	L	T	U
K..107	AM100	1	180	215	5	350	250	M12	100	28	60	31.3	8
	AM112												
	AM132S		230	265			300		110	38	80	41.3	10
	AM132M												
	AM132ML												
	AM160		250	300	6		350	M16	133	42	110	45.3	12
	AM180									48		51.8	14
	AM200		300	350	7		400		135	55		59.3	16
	AM225	2	350	400			450		143	60	140	64.4	18
K..127	AM132S	1	230	265	5	450	300	M12	125	38	80	41.3	10
	AM132M												
	AM132ML												
	AM160		250	300	6		350	M16	125	42	110	45.3	12
	AM180									48		51.3	14
	AM200		300	350	7		400		147	55		59.3	16
	AM225	2	350	400			450		162	60	140	64.4	18
	AM250		450	500			550		170	65		49.4	
	AM280									75		79.9	20
K..157 K..167 K..187	AM160	1	250	300	6	550	350	M16	125	42	110	45.3	12
	AM180									48		51.8	14
	AM200		300	350	7		400		147	55		59.3	16
	AM225	2	350	400			450		145	60	140	64.4	18
	AM250		450	500			550		170	65		49.4	
	AM280									75		79.9	20

1)如果安装在K系列脚底安装方式的减速机上，请检查尺寸G/2，它可能已突出安装平面。
Dimension G/2 may protrude past foot mounting surface if mounted on K footmounted gear unit.please check.

K..R..

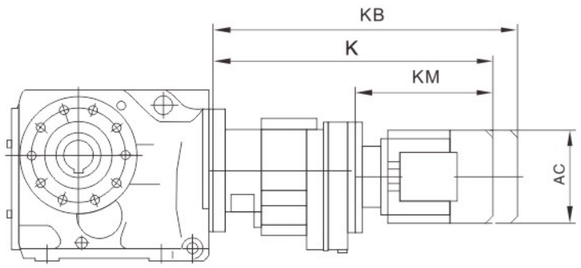

		AC	K	KM
K..37R17	D63..	138	368	193
	D71D	158	369	194
	D80..	168	419	244
K..47R37 K..57R37	D63..	138	386	221
	D71D	158	404	239
	D80..	168	436	271
K..67R37	D63..	138	386	221
	D71D	158	404	239
	D80..	168	436	271
	D90..	195	479	314
K..77R37	D63..	138	378	221
	D71D	158	396	239
	D80..	168	428	271
	D90..	195	471	314
K..87R57	D63..	138	432	216
	D71D	158	450	234
	D80..	168	481	265
	D90..	195	525	309
	D100M	218	542	326
	D100L	218	542	326
K97..R57	D63..	138	427	216
	D71D	158	445	234
	D80..	168	476	265
	D90..	195	520	309
	D100M	218	537	326
	D100L	218	537	326
	D112M	240	593	382
K..107R77	D63..	138	457	210
	D71D	158	425	228
	D80..	168	506	259
	D90..	195	548	301
	D100M	218	565	318
	D100L	218	565	318
	D112M	240	620	373
	D132S	275	655	408

		AC	K	KM
K..127R77	D132M	275	655	408
	D132ML	275	655	408
	D160M	330	746	509
K..127R87	D63..	138	442	210
	D71D	158	460	228
	D80..	168	491	259
	D90..	195	533	301
	D100M	218	550	318
	D100L	218	550	318
	D112M	240	605	373
	D132S	275	640	408
	D132M	275	640	408
	D132ML	275	640	408
	D160M	330	741	509
K..157R97 K167R97 K187R97	D90..	195	577	297
	D100M	218	594	314
	D100L	218	594	314
	D112M	240	648	368
	D132S	275	683	403
	D132M	275	683	403
	D132ML	275	683	403
	D160M	330	784	504
	D160L	330	828	548
	D180..	380	855	575
K..157R107 K167R107 K187R107	D80..	168	579	254
	D90..	195	616	291
	D100M	218	633	308
	D100L	218	633	308
	D112M	240	688	363
	D132S	275	723	398
	D132M	275	723	398
	D132ML	275	723	398
	D160M	330	824	499
	D160L	330	868	543
	D180..	380	895	570
	D200..	420	1025	700

注：上表中电机尺寸为参考尺寸，因空间限制对电机尺寸有严格要求时请向我公司咨询。

Notes:The dimension of motor in the above table is only for reference .If you have special require, pls consult us.

K系列斜齿轮-伞齿轮减速机/K helical- bevel geared motors

K/KAB37-157安装形式图 K/KAB37-157 Mounting position example

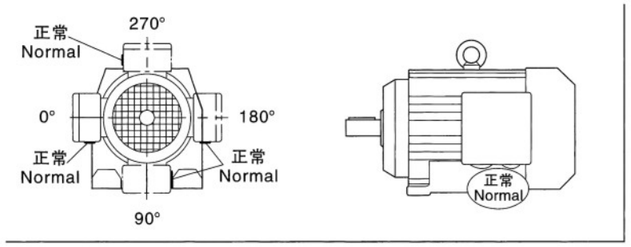

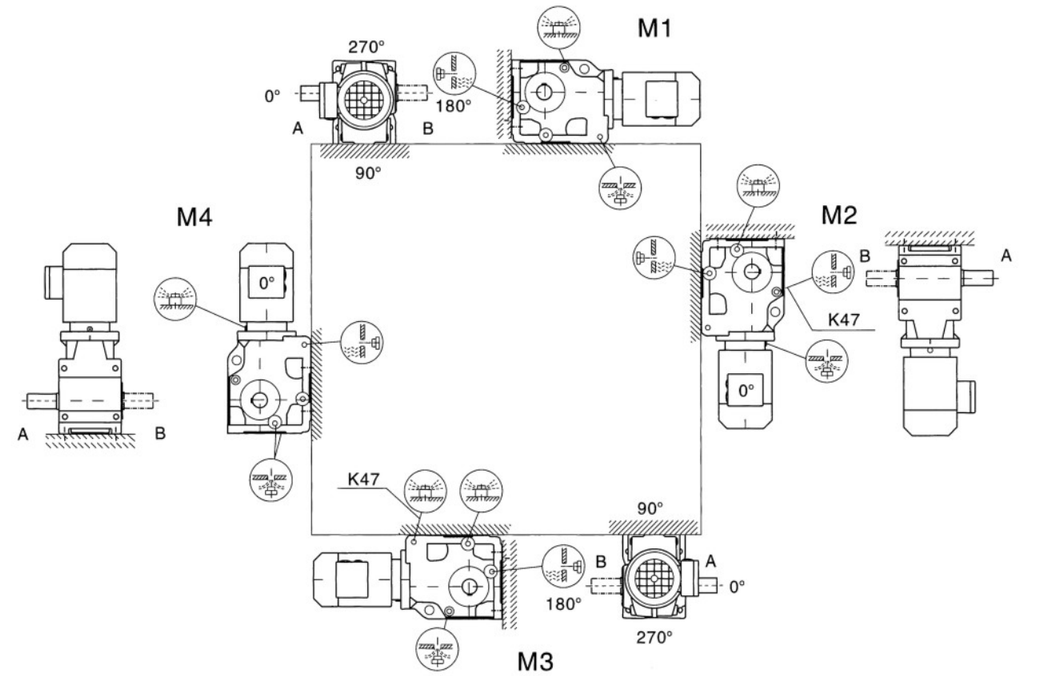

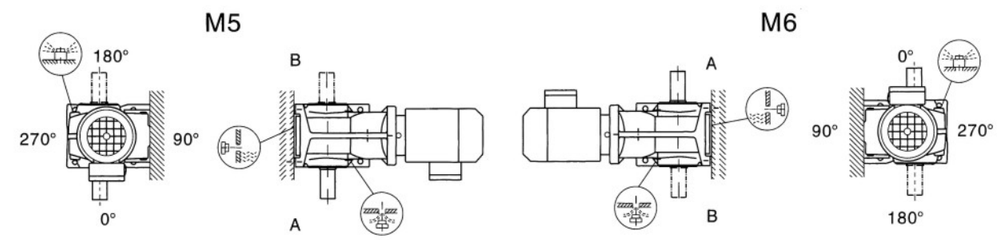

K/KA167-187安装形式图 K/KA167-187 Mounting position example

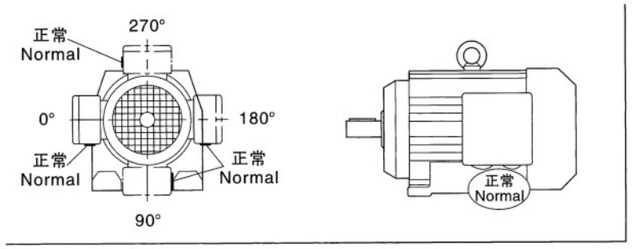

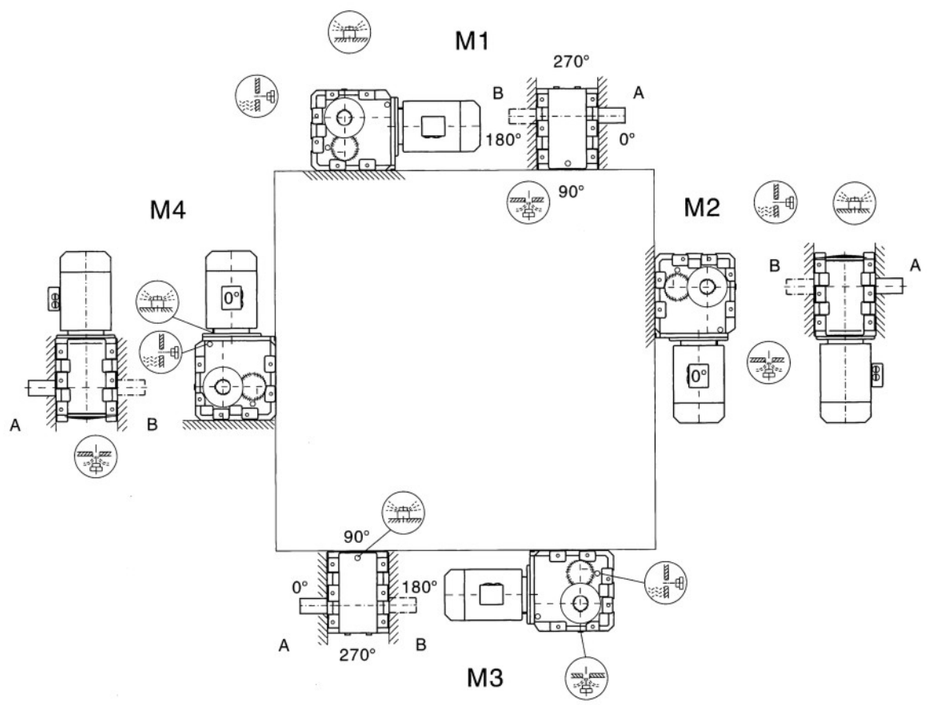

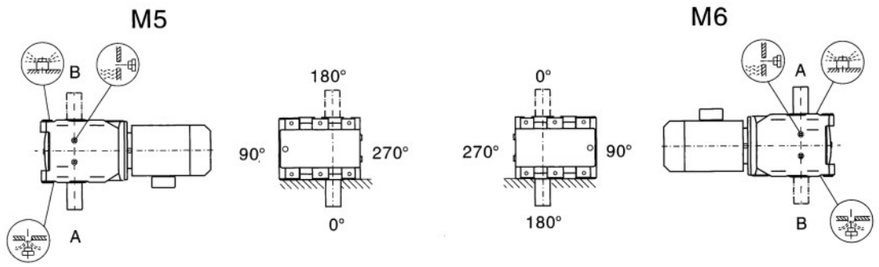

K系列斜齿轮-伞齿轮减速机/K helical- bevel geared motors

KAT37-157安装形式图 KAT37-157 Mounting position example

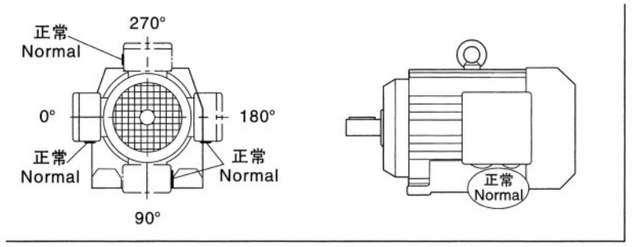

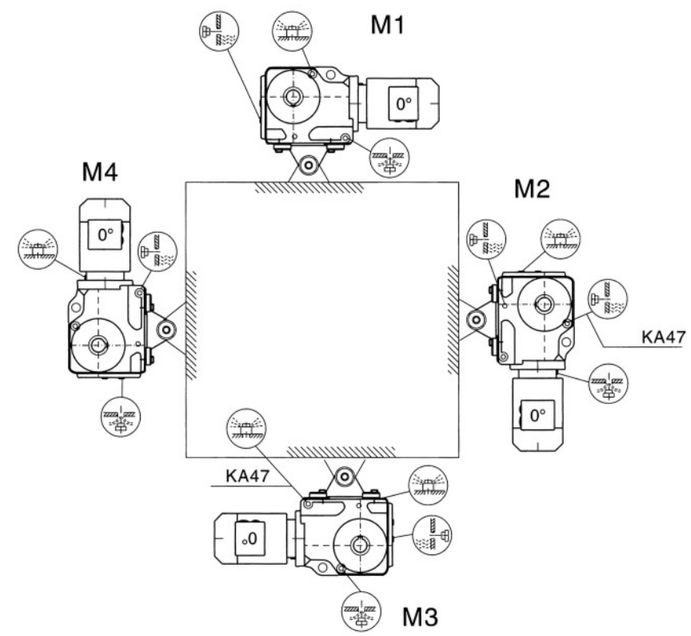

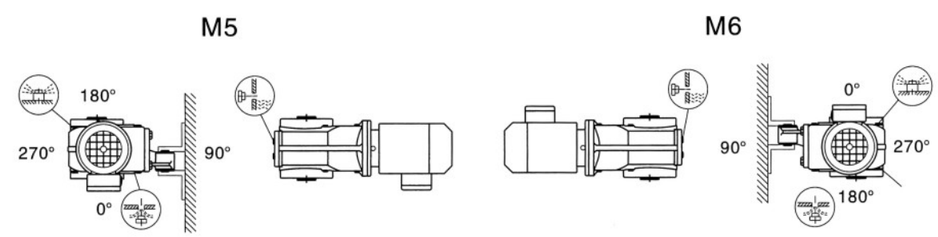

KF/KAF/KAZ37-157安装形式图　KF/KAF/KAZ37-157 Mounting position example

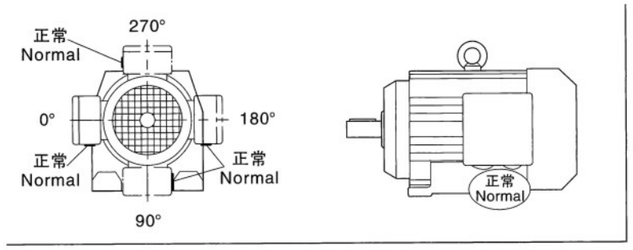

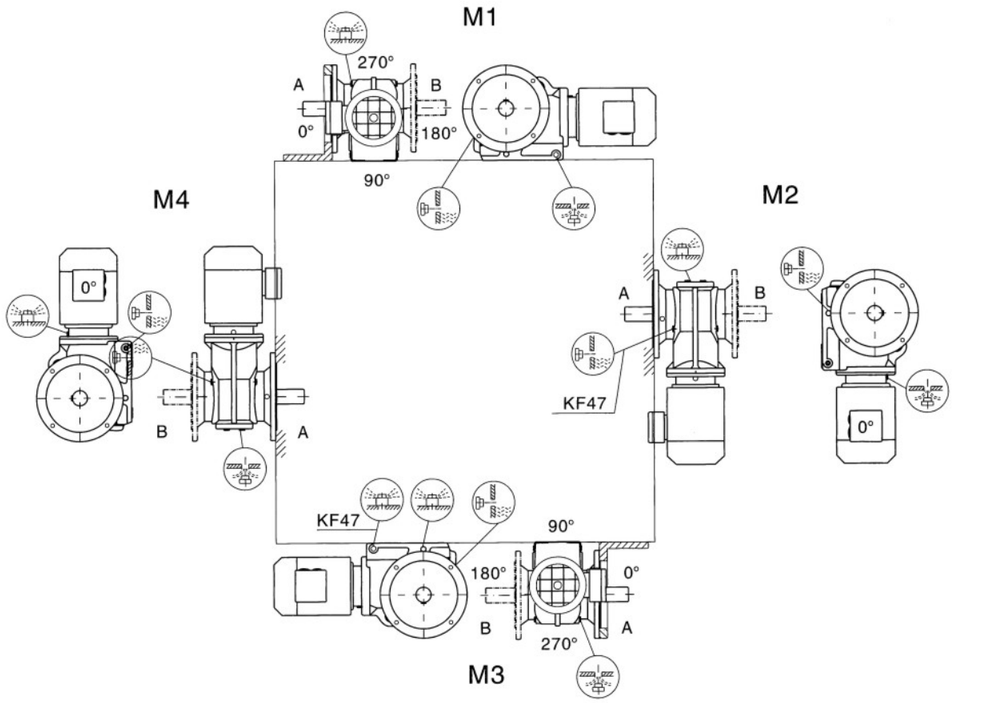

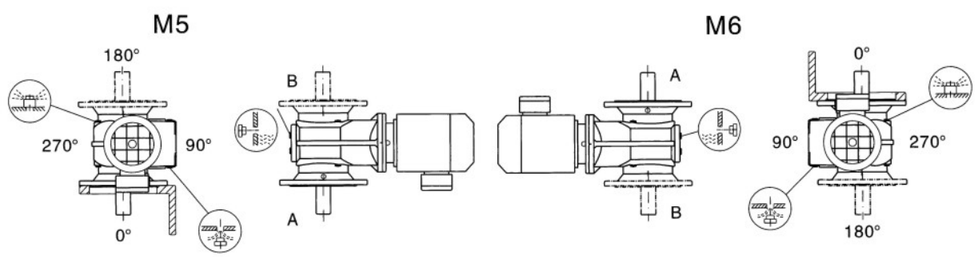

安装形式：
Mounting position:

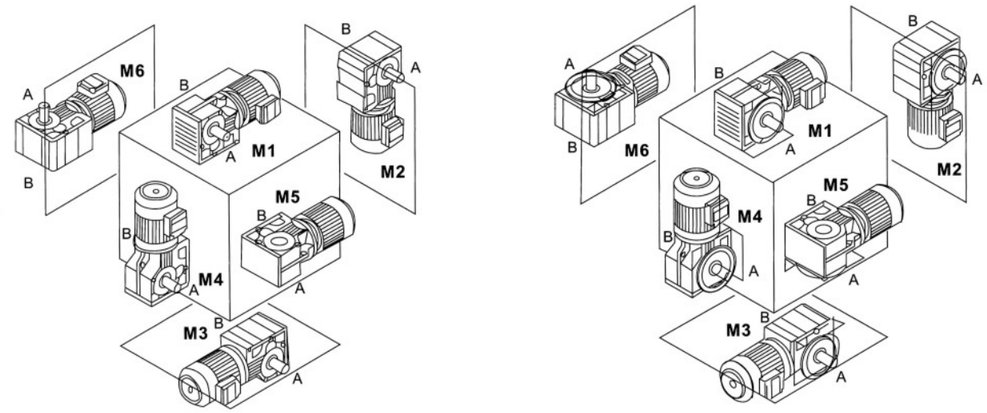

电机接线盒位置
Position of the motor thermal box

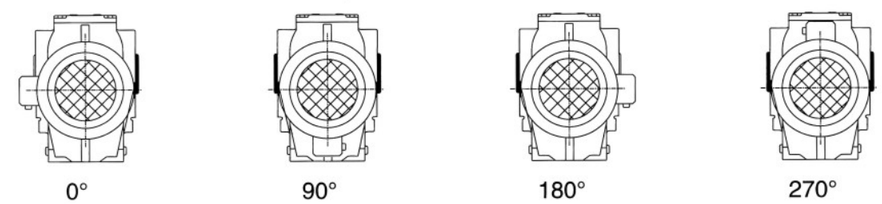

输入功率及许用转矩
Input power rating and permissible torque

规格 Size	37	47	57	67	77	87	97	107	127	157	167	187
结构形式 Structure	K KA KF KAF KAZ KAT KAB											
输入功率 Input power rating (kw)	0.18~3.0	0.18~3.0	0.18~5.5	0.18~5.5	0.37~11	0.75~22	1.1~30	3~45	7.5~90	11~160	11~200	18.5~200
传动比 Ratio	5.36~106.38	5.81~131.87	6.57~145.14	7.14~144.79	7.24~192.18	7.19~197.37	8.95~176.05	8.74~141.46	8.68~146.07	12.65~150.41	17.28~163.91	17.27~180.78
许用转矩 Permissible torque (N.M)	200	400	600	820	1550	2700	4300	8000	13000	18000	32000	50000

减速机重量
Gear unit weight

规格 Size	37	47	57	67	77	87	97	107	127	157	167	187
重量(kg) Weight	11	20	27	33	57	85	130	250	380	610	1015	1700

所注重量为平均值，仅供参考
The weights are mean values, only for reference.

润滑油量表
Lubrication table

K...,KAB...:

规格 Size	润滑油量（升） Fill quantity in liters					
	M1	M2	M3	M4	M5	M6
K..37	0.5	1	1	1.3	1	1
K..47	0.8	1.3	1.5	2	1.6	1.6
K..57	1.2	2.3	2.5	3	2.6	2.4
K..67	1.1	2.4	2.6	3.4	2.6	2.6
K..77	2.2	4.1	4.4	5.9	4.2	4.4
K..87	3.7	8	8.7	10.9	7.8	8
K..97	7	14	15.7	20	15.7	15.5
K..107	10	21	25.5	33.5	24	24
K..127	21	41.5	44	54	40	41
K..157	31	62	65	90	58	62
K..167	35	100	100	125	85	85
K..187	60	170	170	205	130	130

KF...:

规格 Size	润滑油量（升） Fill quantity in liters					
	M1	M2	M3	M4	M5	M6
KF37	0.5	1.1	1.1	1.5	1	1
KF47	0.8	1.3	1.7	2.2	1.6	1.6
KF57	1.3	2.3	2.7	3	2.9	2.7
KF67	1.1	2.4	2.8	3.6	2.7	2.7
KF77	2.1	4.1	4.4	6	4.5	4.5
KF87	3.7	8.2	9	11.9	8.4	8.4
KF97	7	14.7	17.3	21.5	15.7	16.5
KF107	10	22	26	35	25	25
KF127	21	41.5	46	55	41	41
KF157	31	66	69	92	62	62

KA..、KAF..、KAZ...:

规格 Size	润滑油量（升） Fill quantity in liters					
	M1	M2	M3	M4	M5	M6
K..37	0.5	1	1	1.4	1	1
K..47	0.8	1.3	1.6	2.1	1.6	1.6
K..57	1.3	2.3	2.7	3	2.9	2.7
K..67	1.1	2.4	2.7	3.6	2.6	2.6
K..77	2.1	4.1	4.6	6	4.4	4.4
K..87	3.7	8.2	8.8	11.1	8	8
K..97	7	14.7	15.7	20	15.7	15.7
K..107	10	20.5	24	32	24	24
K..127	21	41.5	43	52	40	40
K..157	31	66	67	87	62	62
K..167	35	100	100	125	85	85
K..187	60	170	170	205	130	130